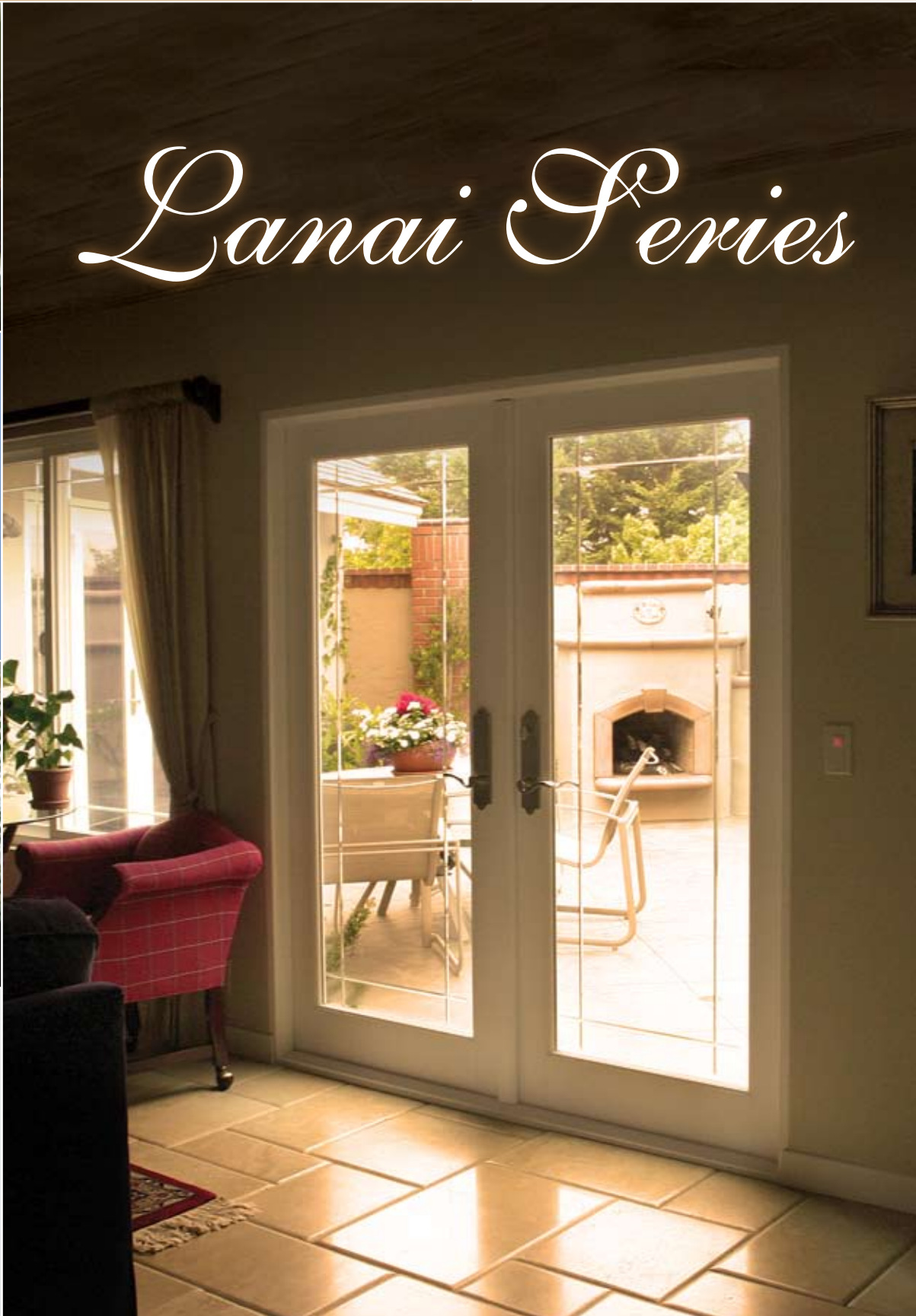


Lanai Series



Providing the widest selection of quality vinyl and aluminum window & door products.



Beauty and Elegance That Last a Lifetime

*B*eautiful. Elegant. Timeless. Words all synonymous with the products of International Window.

At International Window, we transformed the manufacturing of windows and doors into a skilled and technologically advanced art form.

Pride in the quality of our products is our trademark. Using state-of-the-art technology enables International Window to consistently manufacture extraordinary windows and doors. Our windows and doors are extruded from premium materials and undergo rigorous testing to insure that your windows and doors are unsurpassed.

Our dedication to the quality of our windows and doors does not end when you purchase an International Window product. Our Lifetime Warranty program is our promise to you that you can trust in the quality and value of our products. Quality you can see and a name you can trust. International Window, Your Window to the World.



Lanai Series 5000/5100

- All Vinyl Door with Aluminum Reinforced Subframe
- True Stile and Rail Door System
- Operable Sidelights
- In-swing and Out-swing
- Standard Bore Hardware
- 4 way Adjustable Hinges
- Continuous Welded Frame
- Special Sizes Available
- Brickmold Replacement Fin

A Masterpiece of Technology and Design

Series 5000 Out-swing Door



Developed in response to market demand, International Window proudly presents the Lanai Series 5000 vinyl-hinged out-swing door. Many design and structural details have been meticulously crafted into this beautiful door which in many ways surpasses its competition. The Lanai door's design is not only beautiful, but structurally sound using aluminum stiffeners to enhance its stability. Available in both single panel and french door options, the Lanai door features continuous sight lines which provide fluidity to your home's exterior. Energy efficient and secure, the Lanai's architectural beauty provides endless opportunities to enhance and compliment the design of your home.

Vinyl vs. Wood

The benefits of a vinyl door are numerous. Vinyl doors provide the timeless beauty and elegance of a wood door with none of the worry or needless maintenance. No longer will you have to paint your doors annually, worry about the warping or splitting of wood used in your doors, nor the possibilities of dry rot or the infestation of termites. Your International Window Lanai Series vinyl-hinge door will bring you endless years of energy efficient, worry-free, maintenance-free, style and durability.

Standard White Hardware



A Masterpiece of Technology and Design

Series 5100 In-swing Door

The Lanai Series 5100 door, has undergone the same inventive design initiatives that developed the wonderfully crafted Series 5000 door. Its reinforced vinyl construction makes the door energy efficient and weather resistant while still providing the classic beauty that a french styled door brings. Multiple styling configurations make this door practical for any room in your home. Additional options such as flat or sculptured grids, glass designs and hardware finishes add to the versatility of this door. Its design would make a handsome addition to any home, whether it be classic or contemporary. A beautiful transition between your home and the outdoors, the Lanai Series 5100 door provides the perfect frame for home entertaining. The possibilities are only limited to your imagination.



Reinforced Welded Frame



Four-way Adjustable Hinge



Inactive Panel



A Masterpiece of Technology and Design

Series 5600 Sliding Door

The Lanai Series 5600 Sliding Door comes with heavy duty tandem rollers, multi-point locking, and deluxe welded frame. It carries the same design and structural details as our award-winning Lanai Series vinyl hinge door. Among other great features, this door comes equipped with International Window's Energy Shield, a high performance Low E Glass, which combats the harmful effects of ultraviolet light as well as dramatically reducing the solar energy entering a home.



Interior Handle



Exterior Handle




Lanai Series 5600

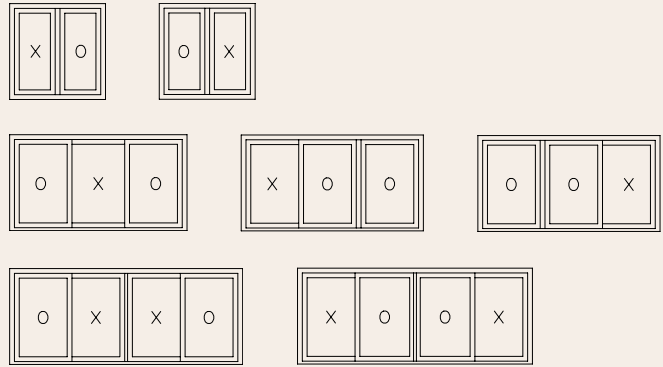
- True Stile & Rail Sash
Wood Style, Maintenance Free Vinyl
- Continuous Sight Lines
Sturdy Block Construction
- Multi-Point Locking
- Aluminum Reinforced
- Welded Frame
- Low E Glass

A Masterpiece of Technology and Design

Series 5600 Sliding Door



CONFIGURATIONS:



FINISH OPTIONS:

White and Desert Sand

DUAL GLAZED:

SERIES 5620 - 1 3/8" Set Back Nail - On Frame

SERIES 5680 - Block Frame

SERIES 5660 - Flush Fin Frame

Multi-Point Locking



Flush Fin Adaptor



Beauty and Elegance That Last a Lifetime

Product Features

Frame:

- Net Frame Size is 5/8" Less Than Nominal
- 1" Nail Set Back - New Construction
- Brickmould Flush Fin for Retrofit applications
- Welded Frame
- Aluminum Reinforced

Doors:

- Adjustable Four-way Hinges
- True Stile & Rail Sash
- Aluminum Reinforced
- Continuous Sight Lines
- Low E Glass Standard
- Outside Glazed
- Standard Bore & Backset

Optional In or Out-swing Side Lites:

- Same Sight-lines as Door
- Adjustable Four-way Hinges
- Casement Operators
- Multi-point Locking

Hardware:

- 24" Locking Flush Bolts on Inactive Panel

Product Options

Frame:

- Retro Fit Frame
- ADA Compliant Door with 1/2" Low Profile Threshold and 10" Bottom Rail

Doors:

- 8 Configurations
- Out-swing or In-swing
- Optional Side Lite
- Flat or Sculptured Grids
- Simulated Divided Lite (SDL)
- Multiple Glazing Options

Hardware:

- 4 Finish Options
- Full face plate
- No Hardware/Non-prep

Lanai Series Performance Matrix

SERIES	DESCRIPTION	AAMA RATING (1)	STRUCTURALLY TESTED (MPH) (2)	FORCED ENTRY TESTED (3)	U-VALUE RANGE (4)	STC TESTED RANGE (5)
5000 - 5100 LANAI DOORS	OUT SWING	R15	93	PASSED	.40-.57	N/A
	IN SWING	R15	93	PASSED	.41-.58	N/A

1. Tested in accordance to AAMA/NWWDA 101/I.S.2-97 specification.
2. Static pressure and air velocity relationship expressed mathematically by the formula: $P = .00256V^2$
3. Forced entry resistance tested in accordance to CAWM 301-90 for windows and CAWM 300-89 for doors.
4. U-Value determined in accordance to NFRC 100.
5. Sound transmission class determined using ASTM-413.



Lanai Series Fixing Matrix

NOMINAL DIMENSION	2-6	3-0	4-0	4-6	5-0	5-6	
	ROUGH OPENING	30	36	48	54	60	66
	NFD	29 3/8"	35 3/8"	47 3/8"	53 3/8"	59 3/8"	65 3/8"
6-8 80 79 3/8"							
8-0 96 95 3/8"							

NOMINAL DIMENSION	6-0	7-0	7-6	8-0	9-0	10-0	
	ROUGH OPENING	72	84	90	96	108	120
	NFD	71 3/8"	83 3/8"	89 3/8"	95 3/8"	107 3/8"	119 3/8"
6-8 80 79 3/8"							
8-0 96 95 3/8"							



Southern California
1.800.477.4032

Visit our website at www.intlwindow.com

