

JELD WEN[®]

WINDOWS & DOORS

INTERIOR DOORS

PUERTAS INTERIORES

Authentic Wood
Madera auténtica

Custom Carved
Talladas personalizadas

Molded
Moldeada

Flush
Lisa



Ask About Our
Prepaint
Option!



RELIABILITY *for real life*[®]





Designing Your Home

Finding ways to reflect your style, your taste and your way of living is truly what turns a house into your very own home. Little details, like the way a well-crafted door feels when it opens and closes, create a sense of well-being in subtle but important ways.

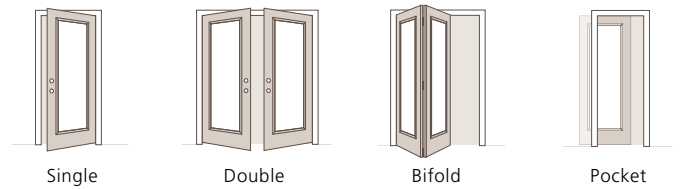
Homeowners rely on JELD-WEN for essential features like energy efficient windows, secure entry doors and steadfast performance of all products, including those inside. What's more, JELD-WEN offers you the very best selection of interior doors and backs it with a five-year limited warranty.

JELD-WEN
WINDOWS & DOORS

1

CHOOSE YOUR DOOR SPECS

Think about how you want your door to look inside your home...what material type would best be suited? How do you want your door to open?

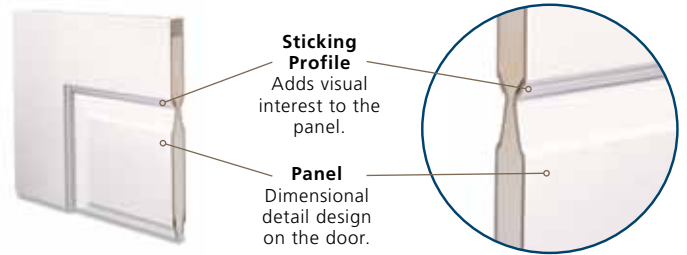


2

CHOOSE YOUR DOOR OPTIONS

Pick out all of the details that express your individual style—we offer a wide selection of options that make designing your door easy.

Even a seemingly minute detail can make a significant difference in the look of a door, which is why we offer a range of panel, sticking profile and moulding options that increase visual interest, with each option providing its own distinctive look.



3

CHOOSE YOUR DOOR ACCESSORIES

Finishing touches like trim can make a big impact and give your doors a professionally installed look.



TABLE OF CONTENTS

Door Types	4	French	14
Solid Core - The Smart Choice	5	Decorative Glass French	16
The Perfect Fit Install Program	6	Custom Carved	18
Prepaint Options	7	Molded	22
Authentic Wood	8	Flush	24
Louver	10	Finishing Touches	27
Primed	12	Warranty	29

1

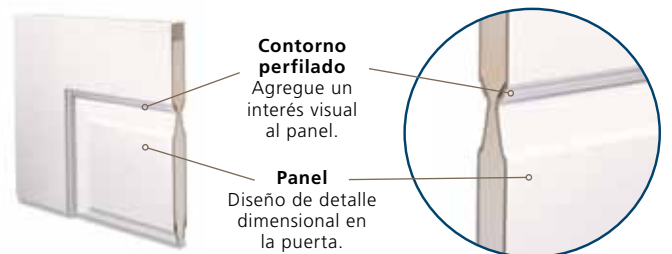
Escoja las especificaciones de su puerta: Piense en cómo quiere que su puerta se vea desde dentro de su hogar...¿Qué tipo de material sería el más adecuado? ¿Cómo quiere que abra su puerta?

2

Escoja las opciones de su puerta: Seleccione todos los detalles que expresan su estilo individual, ofrecemos una amplia selección de opciones que hacen fácil el diseñar su puerta.

3

Escoja los accesorios de su puerta: Los toques finales como las molduras pueden tener un gran impacto y darle a sus puertas una imagen profesionalmente instalada.





PREHUNG

Recommended Use:
Doorways with damaged or absent door frames

Benefits:
Easier Installation



SLAB

Recommended Use:
Door openings with the trim and door frame already installed

Benefits:
Lower Price



SINGLE

Recommended Use:
Kitchen, Bedroom, Bathroom, Laundry Room and Closet

Benefits:
Swinging operation easily accommodates most homes and is our most popular door type



DOUBLE

Recommended Use:
Dining Room, Master Bedroom, Home Office and Closet

Benefits:
Wider doorway creates grand entrance. Double doors are often used in bypass application for closets



BIFOLD

Recommended Use:
Pantry, Laundry Room and Closet

Benefits:
Space saving accordion-style operation



POCKET

Recommended Use:
Bathroom

Benefits:
Door disappears completely when not in use

TIPOS DE PUERTAS

CON MARCO—Uso recomendado: En entradas sin marco o con el marco de la puerta dañado. Beneficios: Instalación más fácil

HOJA—Uso recomendado: En entradas con la moldura y el marco ya instalados. Beneficios: Bajo precio

SENCILLA—Uso recomendado: En cocinas, recámaras, baños, lavanderías y closets. Beneficios: El funcionamiento abatible se acomoda fácilmente a la mayoría de los hogares y es nuestro tipo de puerta más popular.

DOBLE (FRANCESA)—Usos recomendados: Comedores, recámaras principales, oficinas en casa y closets. Beneficios: Los umbrales más anchos crean una gran entrada. Las puertas dobles a menudo se usan en aplicaciones para closets.

PLEGABLES—Usos recomendados: Alacenas, lavanderías y closets. Beneficios: Funcionamiento estilo acordeón que ahorra espacio.

CORREDIZA EMPOTRABLE—Usos recomendados: Baños. Beneficios La puerta desaparece completamente cuando no está en uso.



SOLID CORE – THE SMART CHOICE

Our solid core option is available with all of our Molded and Flush doors. The optional solid core provides a more substantial feel, reduces sound transmission and reliably withstands the dings and dents of daily life.

REDUCES SOUND

Reduces sound transmissions by up to 50% (compared to a hollow core flush door)

FIRE RATING

20, 45 and 60-minute fire rated doors are available in our 1-3/4" doors and must be teamed with certified frames and hardware

AVAILABILITY

Not all doors in this catalog are available with solid core—ask for it when placing your order

RECOMMENDED USE

Bedroom, Bathroom and Laundry Room



JELD-WEN
WINDOWS & DOORS

NÚCLEO SÓLIDO: LA ELECCIÓN INTELIGENTE

Nuestra opción de núcleo sólido está disponible para todas nuestras puertas lisas y con moldura. El núcleo sólido opcional proporciona una sensación más sustancial, reduce la transmisión del sonido y soporta de manera confiable los golpes y abolladuras de la vida diaria.

REDUCE EL SONIDO

Reduce el sonido en hasta un 50% (comparada con una puerta de tambor)

CLASIFICACIÓN CONTRA INCENDIO

Puertas con clasificación contra incendio con retraso de 20, 45 y 60 minutos disponibles entre nuestras puertas de 1-3/4" y vienen con marcos y herrajes certificados.

DISPONIBILIDAD

No todas las puertas de este catálogo están disponibles con núcleo sólido: pregunte cuando haga su pedido

USOS RECOMENDADOS

Recámaras, baños y lavanderías



Exclusive to



CUSTOM FIT DOORS FOR YOUR HOME*

A DRAMATIC HOME IMPROVEMENT

When you consider remodeling your home, replacing interior doors may have a more dramatic impact than resurfacing cabinets or painting walls. We offer a wide range of door types, designs, hinges, trim and accessories that make it easy to find a style that fits your needs.

- **In-Home** consultation to help you choose the right doors and hardware
- **Free** digital measure
- **Free** home delivery
- **\$199** whole house installation*
- 1-year labor guarantee
- Pre-finishing and hardware options available

Available with Wood, Custom Carved, Molded and Flush slab doors**

Subject to regional availability. Ask a store associate for information.

*\$199 includes labor and installation fee only.

**Prehung available for additional fee.



Before



After

PUERTAS CON MEDIDAS PERSONALIZADAS PARA SU HOGAR

UNA MEJORA DRAMÁTICA PARA SU HOGAR

Cuando considere remodelar su hogar, el reemplazar las puertas interiores puede tener un impacto más dramático que el cambiar el acabado de gabinetes o pintar los muros. Ofrecemos un amplio rango de tipos de puerta, diseños, bisagras, molduras y accesorios con los que le será fácil encontrar un estilo que se ajuste a sus necesidades.

- Consulta en el hogar para ayudarlo a escoger las puertas y herrajes correctos.

- Medición digital gratuita
 - Entrega a domicilio gratuita
 - Instalación en toda la casa por \$199*
 - 1 año de garantía en mano de obra.
 - Ofrecemos opciones de preparación para el acabado y opciones de herrajes
- Disponibles para hojas de puerta de Madera, Talladas al gusto, Moldeadas y Lisas**

Dependiendo de la disponibilidad en su región. Pida información a un vendedor de la tienda

*\$199 incluye sólo mano de obra y cuota de instalación

**La puerta precolgada está disponible por una cuota extra.

You Pick. We Paint.



At JELD-WEN, we understand your time is valuable and we want to make the process of updating your home as easy as possible. Our factory-finish doors have a beautiful smooth finish that you can not achieve by painting your doors with a brush.

CHOOSE FROM 9 PREPAINTED STANDARD COLORS

OR ANY PREPAINTED CUSTOM COLOR



NO BRUSH. NO FUSS. NO KIDDING.

Brilliant White
Blanco brillante

French Vanilla
Vainilla francesa

Desert Sand
Arena del desierto



Brilliant White
Blanco brillante

French Vanilla
Vainilla francesa

Desert Sand
Arena del desierto

Medium Chocolate
Chocolate medio

Dark Chocolate
Chocolate oscuro

Black
Negro

Driftwood
Driftwood

Weathered Stone
Piedra antigua

Light Gray
Gris claro

Colors shown may not match actual finish
Los colores mostrados pueden no coincidir con el acabado actual.



OPCIONES PREPINTADAS

- Escoja entre 9 colores estándares prepintados
- Acabado rociado suave y durable
- Sin líneas de pintura
- Le ahorra tiempo, dinero y problemas

Para un máximo de flexibilidad en diseño, JELD-WEN ofrece colores personalizados para hacer de la modernización de su hogar algo divertido y fácil.



Why wood?

Wood doors are robust and handsome and bring a sense of artistry to any home. They provide a rich visual appeal and are available in a variety of wood species.

AUTHENTIC WOOD DOOR FEATURES

- Handcrafted natural wood doors
- Solid core is standard and reduces noise from traveling through your home and provides you with the weight of a solid wood door
- Variety of wood species to make coordinating inside your home easy*
- Matching Bifold doors available**
- Available in heights 6'6" to 8'0"*

*Available designs and sizes vary by wood species. Please see sales associate for details.
 **Most designs

Innovative Style



CHALKBOARD DOOR

Recommended Use:
 Kitchen, Pantry and Child's Bedroom

- Features a magnetic chalkboard on both sides of the door
- Ready to paint or stain, primed or natural pine
- Available as a slab, prehung or double door unit

Variances in photography and printing may cause the finish colors shown in this catalog to vary from the actual finishes



1-Panel Square
in Pine



3-Panel Mission
in Maple



2-Panel Square
in Hemlock



2-Panel Arch Top
in Knotty Alder



2-Panel Arch
in Cherry



6-Panel
in Pine



4-Panel
in Knotty Pine



6-Panel
in Oak



4-Panel
in Poplar


PANEL OPTIONS:



Raised Panel V-groove



Raised Panel



Flat Panel

*Multiple panel options and designs available. See Millwork associate for details.



- KNOTTY ALDER
ALISO NUDOSO
- HEMLOCK
ABETO
- CHERRY
CEREZO
- PINE
PINO
- OAK
ROBLE
- KNOTTY PINE
PINO NUDOSO
- MAPLE
ARCE
- POPULAR
POPULAR
- PRIMED
PREPARACIÓN
PARA PINTURA

2-Panel V-Groove Double Door in Knotty Alder

¿POR QUÉ DE MADERA?

Las puertas de madera son sólidas y hermosas, y le dan a cualquier casa un toque artístico. Ofrecen una atractiva riqueza visual y están disponibles en diversas especies de madera.

CARACTERÍSTICAS AUTÉNTICAS DE LAS PUERTAS DE MADERA

- Puertas de madera natural trabajadas a mano.
- El núcleo sólido es estándar y reduce el ruido que viaja por su hogar y le proporciona el peso de una puerta de madera sólida.

- Con esta variedad de especies de madera es fácil coordinar el interior de su casa*
- Hay disponibles puertas plegables Bifold a juego**
- Disponibles en alturas de 6'6" a 8'0"*

*Los diseños y medidas disponibles varían según la especie de madera. Por favor consulte a un vendedor para pedir detalles.
**La mayoría de los diseños

Las variaciones de fotografía e impresión pueden hacer que los colores de acabado que se ven en este catálogo difieran de los acabados reales



Why louver?

Louver doors are functionally beautiful and combine the warmth of wood with the louver design that allows for ventilation. These doors are commonly used with casual and eclectic décor styles.

LOUVER DOOR FEATURES

- Quality craftsmanship for durability
- Choose from a variety of styles to complement your home's style
- Doors come primed or unfinished natural pine
- Available in heights of 80"*

*Available designs and sizes vary by wood species. Please see sales associate for details.

Innovative Style



PINE LOUVER BIFOLD DOOR

Recommended Use:
Laundry Room and Closet

- Plantation Louvers feature wider planks for a high-end look and increased ventilation

Variances in photography and printing may cause the finish colors shown in this catalog to vary from the actual finishes

Plantation Louver



Plantation Louver / Louver in Pine
Primed also available



Plantation Louver / Panel in Pine
Primed also available



Plantation Louver / Panel in Primed
Pine also available



Plantation Louver / Louver in Primed
Pine also available

Louver



Louver / Louver in Pine

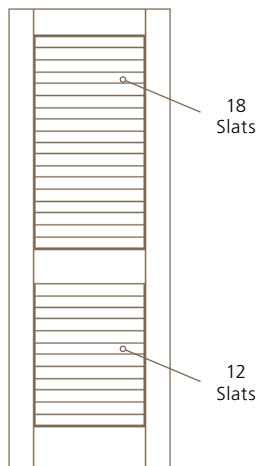


Louver / Louver Bifold in Pine

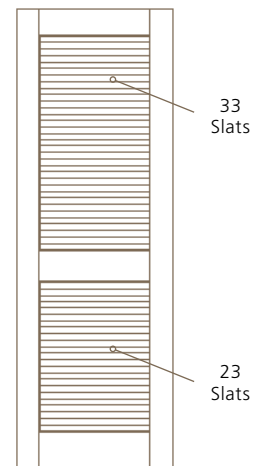
Primed also available

Diagram of Louver Doors:

Plantation Louver
2-1/4" slats



Louver
1-1/4" slats





Primed Plantation Louver/Louver Doors

¿POR QUÉ CON REJILLA?

Las puertas con rejillas son hermosamente funcionales y combinan la calidez de la madera con el diseño de rejilla para permitir la ventilación. Estas puertas se usan comúnmente con estilos casuales y de decoración ecléctica.

CARACTERÍSTICAS DE LAS PUERTAS CON REJILLAS

- Mano de obra de calidad por durabilidad.
- Escoja entre una variedad de estilos para complementar el estilo de su hogar.

- Las puertas vienen preparadas para pintura o en pino natural sin acabado
- Disponible en alturas de 80".*

*Los diseños y medidas disponibles varían según la especie de madera. Por favor consulte a un vendedor para pedir detalles.

Las variaciones de fotografía e impresión pueden hacer que los colores de acabado que se ven en este catálogo difieran de los acabados reales

Why primed wood?

Every wood door has to be primed before it can be painted. Purchasing doors that are already primed save you that step and are ready to be your canvas.

PRIMED WOOD DOOR FEATURES

- Standard solid core to help reduce noise traveling through your home
- Quality craftsmanship for durability
- Choose from a variety of options to complement your home's style
- Doors come primed and ready to paint
- Available in heights 6'6" to 8'0"*

*Available designs and sizes vary by wood species. Please see sales associate for details.

Innovative Style



5-PANEL CRAFTSMAN DOOR

Recommended Use:
Bedroom, Bathroom, Hall, Closet and Basement

- Traditional design complements the popular craftsman entry door style

Variances in photography and printing may cause the finish colors shown in this catalog to vary from the actual finishes



1-Panel Primed



2-Panel Primed




3-Panel Craftsman Primed



5-Panel Primed




1-Lite with Clear Glass



9-Lite with Clear Glass




10-Lite with Clear Glass



15-Lite with Clear Glass



8'0" 12-Lite with Clear Glass



8'0" 18-Lite with Clear Glass



Primed 8'0" 12-Lite with Clear Glass

¿POR QUÉ MADERA IMPRIMADA?

Todas las puertas de madera se deben preparar para la pintura antes de pintarlas. Comprar puertas que ya están preparadas para pintarse le ahorran ese paso y están listas para ser su lienzo de pintura.

MADERA PREPARADA PARA PINTURA CARACTERÍSTICAS DE LA PUERTA

- El núcleo sólido estándar ayuda a reducir el ruido que se desplaza a su casa

- Excelencia artesanal que trae durabilidad
- Escoja entre diversas opciones para complementar el estilo de su hogar
- Las puertas vienen imprimadas y listas para pintar.
- Disponibles en alturas de 6'6" a 8'0" *

*Los diseños y medidas disponibles varían según la especie de madera. Por favor consulte a un vendedor para pedir detalles.

Las variaciones de fotografía e impresión pueden hacer que los colores de acabado que se ven en este catálogo difieran de los acabados reales

Why french?

French doors are truly stunning and make a statement within your home. They can instantly make a room feel larger by allowing more light in. Choose from our wide variety of glass types that let you customize the amount of privacy.

FRENCH DOOR FEATURES

- Handcrafted natural wood doors
- Variety of wood species to make coordinating inside your home easy
- Glass options available so you can control light and privacy within a room
- Available in heights 6'6" to 8'0"*

*Available designs and sizes vary by wood species. Please see sales associate for details.

Innovative Style



CLEAR GLASS FRENCH DOOR

Recommended Use:

Dining Room, Bedroom and Home Office

- Creates a grand entrance into any room
- Increases amount of light coming into room

Variances in photography and printing may cause the finish colors shown in this catalog to vary from the actual finishes



1-Lite in Pine
Available in all species



9-Lite in Pine
Primed also available



10-Lite in Maple
Available in all species



15-Lite
in Poplar



15-Lite in Cherry
Available in all species,
except for Knotty Pine
and Knotty Alder



5-Lite Sidelight
in Pine
Primed also available

5-LITE SIDELIGHT

- Add a sidelight to increase the amount of light coming into your room
- Available in 5-lite style in Pine and Primed for 10", 12", 14" and 16" widths and 80" and 96" heights. (96" height has 6-lites.)



18-Lite 8'0"
in Pine
Primed also available



12-Lite 8'0"
in Pine
Primed also available



10-Lite in Pine with Clear Glass

CHERRY
CEREZO

PINE
PINO

OAK
ROBLE

MAPLE
ARCE

POPULAR
POPULAR

HEMLOCK
ABETO

PRIMED
PREPARACION
PARA PINTURA

GLASS OPTIONS

STANDARD CLEAR
ESTANDAR

BEVEL
BISEL

PRIVACY FRIT
(Obscured)
VIDRIO DE
PRIVACIDAD
(oscurecido)

¿POR QUÉ FRANCESA?

Las puertas francesas son verdaderamente impresionantes y crean un impacto en su hogar. Pueden hacer que una habitación se sienta más grande instantáneamente al permitir que entre más luz. Escoja entre nuestra amplia variedad de tipos de vidrio que le permiten personalizar la cantidad de privacidad.

CARACTERÍSTICAS DE LAS PUERTAS FRANCESAS

- Puertas de madera natural hechas a mano.

- Variedad de especies de Madera para coordinar fácilmente con el interior de su hogar.
- Hay opciones de vidrio disponibles para poder controlar la luz y la privacidad en una habitación.
- Disponibles en alturas de 80", 84" y 96".

*Los diseños y medidas disponibles varían según la especie de madera. Por favor consulte a un vendedor para pedir detalles.

Las variaciones de fotografía e impresión pueden hacer que los colores de acabado que se ven en este catálogo difieran de los acabados reales

Why decorative glass french doors?

Decorative Glass French doors are an elegant addition to any home. We offer glass options to fit any interior design including Craftsman and Contemporary.

DECORATIVE GLASS FRENCH DOOR FEATURES

- Handcrafted natural wood doors
- Stunning glass designs with various privacy ratings
- Authentic Recipe Pantry™ door – exclusive to JELD-WEN
- 3D-Cast glass, V-groove, silk screened and textured glass designs

*Available designs and sizes vary by wood species. Please see sales associate for details.

Innovative Style



DECORATIVE GLASS FRENCH DOOR

Recommended Use:

Dining Room, Bedroom and Home Office

- Creates a grand entrance into any room
- Increases amount of light coming into room
- Highly decorative

Variances in photography and printing may cause the finish colors shown in this catalog to vary from the actual finishes

DECORATIVE GLASS FRENCH DOORS

Cast and Textured



Harvest



Vineyard



Reed



Rain



Grooved



10-Lite
(2'0" only)
Clear Glass



15-Lite
(2'4" & up)
Clear Glass



Plaid
Obscure Glass
with clear
V-grooves



Strada
Obscure Glass
with clear
V-grooves



Screen Print



Pantry



Authentic Recipe
Pantry™



Craftsman



Privacy Frit





Authentic Recipe Pantry™

Door showcases actual recipes in an elegant cursive script



KNOTTY ALDER
ALISO NUDOSO

HEMLOCK
ABETO

CHERRY
CEREZO

PINE
PINO

OAK
ROBLE

KNOTTY PINE
PINO NUDOSO

MAPLE
ARCE

POPULAR
POPULAR

PRIMED
PREPARACIÓN
PARA PINTURA



¿POR QUÉ LAS PUERTAS FRANCESAS CON VIDRIO DECORATIVO?

Las puertas francesas con vidrio decorativo son un elegante agregado para cualquier hogar. Ofrecemos las opciones de vidrio para ajustarse a cualquier diseño interior, incluso Craftsman y contemporáneo.

CARACTERÍSTICAS DE LA PUERTA FRANCESA CON VIDRIO DECORATIVO

- Puertas de madera natural hechas a mano.
- Impresionantes diseños de vidrio con clasificaciones de privacidad variadas.

- Puerta Recipe Pantry™ auténtica – exclusiva de JELD-WEN.
- Diseños de vidrio vaciado en 3D, ranura en V, pantalla de seda y de vidrio texturizado.

*Los diseños y medidas disponibles varían según la especie de madera. Por favor consulte a un vendedor para pedir detalles.

Las variaciones de fotografía e impresión pueden hacer que los colores de acabado que se ven en este catálogo difieran de los acabados reales

Why custom carved?

Custom Carved doors are JELD-WEN's premium interior door line. They feature our highest sound transmission control ratings, greatest amount of design capabilities and the ability to customize your door with original designs or text and graphics.

AVAILABLE TYPESTYLES

ABCDABCDAB

Font 1: Handel Gothic

ABCDABCDABCDAB

Font 2: Polka

Innovative Style



CUSTOM CARVED DOOR FEATURES

- Over 100 designs to choose from
- Built-in sound reducing technology that minimizes the sound traveling through your home
- Raised moulding option that provides a rich and elegant look
- Unlimited design possibilities
- Doors come primed and ready to paint
- Available in heights 6'6" to 8'0"



C2020*



C3140



C4030



C5000



C5110
shown as 8'0"



C7010
shown as 8'0"

*Custom colors shown

PERSONALIZED DOOR FEATURES

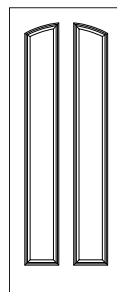
Recommended Use:

Childs Bedroom, Home Office and Pantry

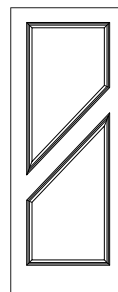


UNLIMITED DESIGN POSSIBILITIES

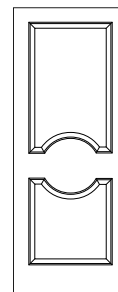
100 designs to choose from. Visit www.jeld-wenhd.com




C2130



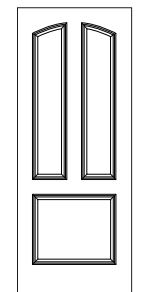
C2140



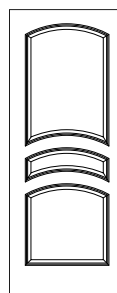
C2160



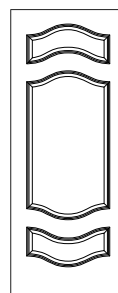
C3010



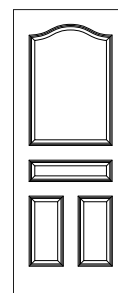
C3110




C3160



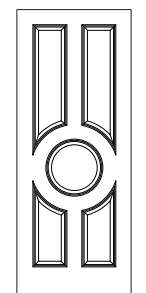
C3200



C4020

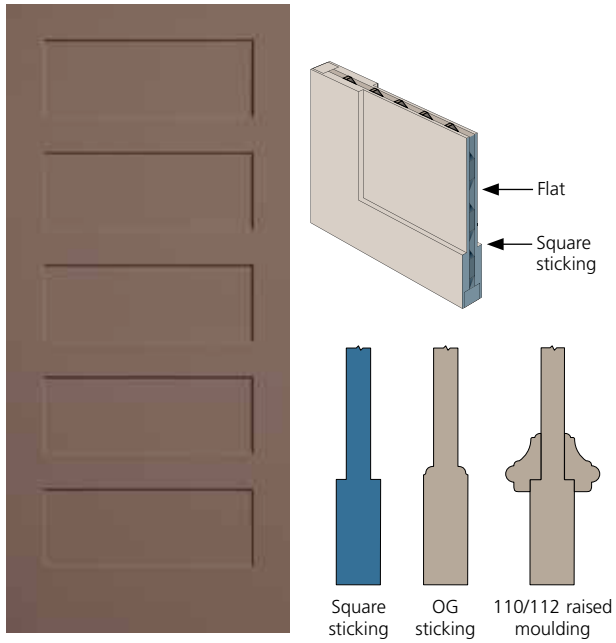


C4050

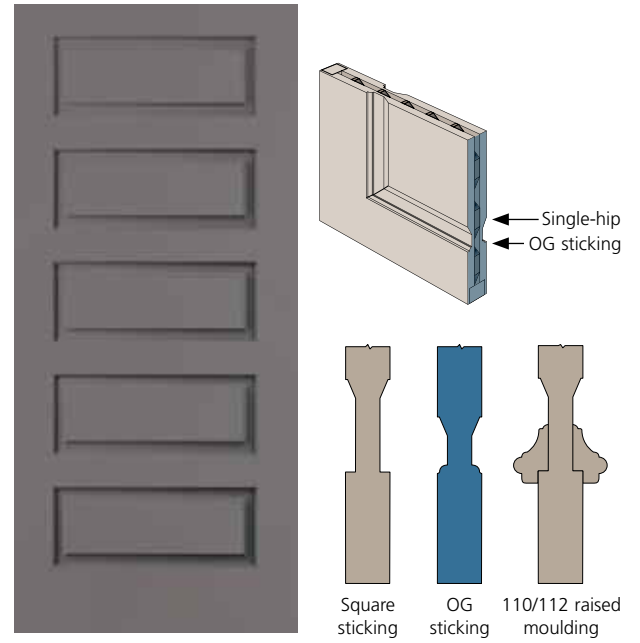


C5100

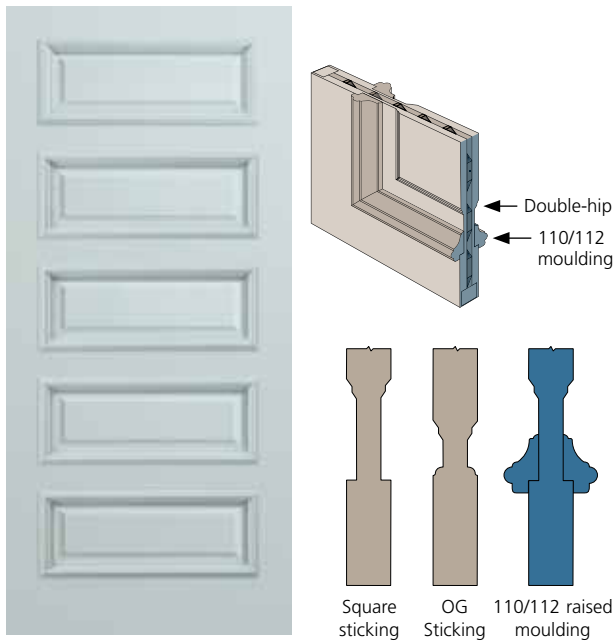
FLAT PANEL



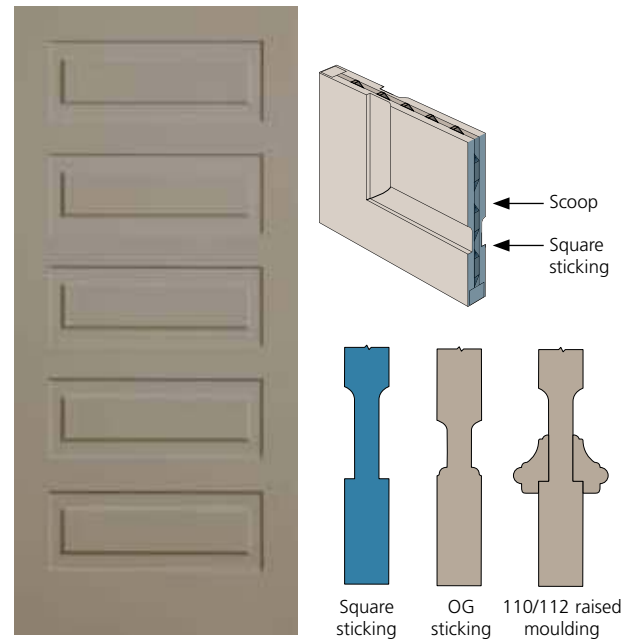
SINGLE-HIP PANEL



DOUBLE-HIP PANEL



SCOOP PANEL



Illustrations are artist renderings and for information purposes only.

¿POR QUÉ CON TALLADO PERSONALIZADO?

Las puertas Talladas al gusto son la línea superior de puertas interiores JELD-WEN. Ofrecen nuestros más elevados niveles de control de transmisión de ruido, la mayor cantidad de opciones de diseño y la posibilidad de personalizar su puerta con diseños originales y con texto y gráficos.

CARACTERÍSTICAS DE LAS PUERTAS CON TALLADO PERSONALIZADO

- Más de 100 diseños de donde escoger.
- Tecnología de reducción de sonido integrada que minimiza el sonido que viaja a través de su hogar.
- Opción de moldura realzada que proporciona una imagen rica y elegante.
- Posibilidades de diseño ilimitadas.
- Las puertas vienen imprimadas y listas para recibir pintura.
- Disponibles en alturas de 78", 80", 84" y 96".





C2020 Custom Carved 8 ft. Double Doors

Why molded?

Molded doors are very popular with homeowners because they make a significant style difference within your home and are affordable. They have a variety of designs available and can be painted to complement existing décor.

MOLDED DOOR FEATURES

- Solid core option to reduce sound from traveling through your home and give you the feel of a solid wood door
- Textured and smooth surface options
- Doors are primed, ready to paint any color you choose
- Matching bifold doors available
- Available in heights of 80", 84" and 96"

Innovative Style



IMPRESSION™ MIRROR

Recommended Use:
Bathroom and Closet

- Full length beveled mirror on one side of door
- Choose any 4 or 6-Panel door design for the other side of the door

Variances in photography and printing may cause the finish colors shown in this catalog to vary from the actual finishes



2-Panel Cambridge®, Smooth Surface, Ovolo Sticking profile



2-Panel Continental™, Smooth Surface, Ovolo Sticking profile



2-Panel Camden® Woodgrain Textured Surface, Modified Cove & Bead Sticking profile



2-Panel Princeton, Smooth Surface, Modified Cove & Bead Sticking profile



2-Panel Santa Fe Smooth Surface, Ovolo Sticking profile



3-Panel Avalon®, Woodgrain Textured Surface, Modified Cove & Bead Sticking profile



3-Panel Craftsman III™, Smooth Surface, Craftsman Sticking profile



4-Panel Atherton®, Smooth Surface, Ovolo Sticking profile



4-Panel Stanford®, Woodgrain Textured Surface, Ovolo Sticking profile



4-Panel Provincial®, Woodgrain Textured Surface, Ovolo Sticking profile



5-Panel Rockport, Smooth Surface, Modified Cove & Bead Sticking profile



6-Panel Arlington, Smooth Surface, Beaded Sticking profile Exclusive to JELD-WEN



6-Panel Bostonian®, Woodgrain Textured Surface, Modified Cove & Bead Sticking profile



6-Panel Bristol, Smooth Surface, Modified Cove & Bead Sticking profile



6-Panel Colonial, Woodgrain Textured Surface, Ovolo Sticking profile



SMOOTH

A smooth finish closely emulates a painted real wood door



TEXTURED

Choose a texture for a classic stained or painted appearance




JELD-WEN is proud to offer molded doors and doorskins certified by Scientific Certifications Systems (SCS) for recycled content. *

Certified Recycled Content

- SCS-MC-01272- 25% recycled content on molded hollow core bifold doors
- SCS-MC-01134- 60% recycled content on molded hollow core passage doors
- SCS-MC-01117- 80% recycled content on molded door skins

*Please note that recycled content percentages refer to the door slab and facings. It does not include the door frame and/or frame component.

Craftsman Sticking Profile



An exclusive JELD-WEN feature on our 3-Panel Craftsman door

Ovolo Sticking Profile



A classic rounded design

Modified Cove & Bead Sticking Profile



Detailed to give the impression of an even deeper relief

Beaded Sticking Profile



An exclusive JELD-WEN feature on our 6-Panel Arlington door



2-Panel Santa Fe Double Doors

¿POR QUÉ CON MOLDURAS?

Las puertas con molduras son muy populares entre los propietarios de hogares debido a que crean un estilo significativo dentro de su hogar y son económicas. Cuentan con una variedad de diseños disponibles y pueden pintarse para complementar la decoración existente.

CARACTERÍSTICAS DE LA PUERTA CON MOLDURA

- Opción de núcleo sólido que reduce el ruido que viaja a través de su hogar y le da la sensación de una puerta de madera sólida.
- Opciones de superficie texturizada o lisa.

- Las puertas son imprimadas, listas para pintarse en el color de su elección.
- Hay disponibles puertas plegables que le hacen juego.
- Disponibles en alturas de 80", 84" y 96".

Las variaciones de fotografía e impresión pueden hacer que los colores de acabado que se ven en este catálogo difieran de los acabados reales

Why flush?

If you want the look of wood without the cost, flush doors are your answer. Their simple beauty is perfect for traditional as well as contemporary homes.

FLUSH DOOR FEATURES

- Quality construction for dependable performance
- Variety of wood species available to easily coordinate with your home's existing décor
- Matching bifold doors available
- Available in heights of 78", 80", 84" and 96"



Oak



Oak Bifold



Birch



Birch Bifold



Tropical Hardwood



Hardwood Bifold



Primed MDF



Primed MDF Bifold

Innovative Style



FLUSH PRIMED MDF DOOR

Recommended Use:
Closet and Bedroom

- Flush design provides a clean look that is easy to coordinate with
- Comes primed, ready to paint – saves you time and money

Variances in photography and printing may cause the finish colors shown in this catalog to vary from the actual finishes



OAK
ROBLE

BIRCH
ABEDUL

TROPICAL HARDWOOD
MADERAS TROPICALES

PRIMED
PREPARACION PARA PINTURA

Birch Flush Double Doors

¿POR QUÉ ESCOGER LISAS?

Si desea la vista de la madera sin costos extras, las puertas lisas son su respuesta. Su belleza sencilla es perfecta para hogares tradicionales así como contemporáneos.

CARACTERÍSTICAS DE LAS PUERTAS LISAS

- Construcción de calidad para un desempeño confiable.
- Variedad de especies de madera disponibles para coordinar fácilmente con la decoración existente en su hogar.
- Hay disponibles puertas plegables que hacen juego.
- Disponibles en alturas de 78", 80", 84" y 96".

Las variaciones de fotografía e impresión pueden hacer que los colores de acabado que se ven en este catálogo difieran de los acabados reales



Authentic Wood Oak 1-Lite with Harvest Cast Glass



DOOR TRIM

Get the look of a professional finish by installing coordinating trim around your door way.

Traditional Style



WM-444
MC-40



WM-371

Bullnose Style



WM-356



WM-316 WM-327

VISIT US ONLINE FOR MORE INFORMATION

jeld-wenhd.com

for more information

MOLDURAS DE PUERTAS

Obtenga una imagen de acabado profesional al instalar una moldura que haga juego alrededor de su puerta.

DOOR HINGES

For a cohesive look, match your hinges to your door handles and other hardware used in your home like cabinet hardware and lighting fixtures.



Standard
Brass



Light
Brass



Antique
Brass



Rubbed
Bronze



Satin
Nickel



Bright
Chrome



Brushed
Chrome



Antique
Nickel

BISAGRAS DE PUERTA

Para lograr un aspecto coherente, ponga a juego las bisagras y manijas de su puerta y otros herrajes de su casa, como el de las alacenas y las lámparas de techo.



JELD-WEN® WINDOWS AND DOORS

With a little research and some thoughtful planning, your project can be a positive experience from beginning to end. Your smart choices will allow you to watch with wonder as your home is improved before your eyes.

Furthermore, when you choose reliable JELD-WEN Windows and Doors, you can be sure you'll be as pleased with your selection tomorrow as you are today. Our products deliver all the durable performance and aesthetic appeal you desire. They're also supported by industry-leading warranties.

Please review the attached warranty.

JELD-WEN® INTERIOR AND EXTERIOR DOOR SLAB AND SYSTEM LIMITED WARRANTY FOR THE HOME DEPOT

OUR WARRANTY TO YOU...

JELD-WEN® Products¹ are designed to create lasting value for your home. This warranty is effective for JELD-WEN products manufactured on or after **July 1, 2010** and distributed by the Home Depot®. Separate warranties apply for our garage door collections. Any previous warranties will continue to apply to products manufactured by JELD-WEN prior to this date. For additional information, including care and maintenance information, refer to www.jeld-wen.com.

What This Warranty COVERS

We warrant to the original owner² that if your JELD-WEN Product exhibits a defect in material or workmanship within the time periods from the date of purchase as specified below, we will, at our option, repair, replace or refund the purchase price of the Product or component part.

Limited Lifetime Warranty on Premium Steel Door Systems: We warrant our Premium steel door slabs and systems (including door panel, frame, hinges, and, if present, adjustable threshold as purchased) for **ten (10)** years. If our product is proven defective in the first **ten (10)** years, we will at our option either repair or replace the defective system or component. If our product is found to be defective after the first **ten (10)** years, we will offer for purchase a replacement door system or component for 40% off the current JELD-WEN list price.

Five Year Limited Warranty on Utility Steel Door Systems: We warrant each Utility steel door slab and system (including door panel, frame, hinges, and, if present, adjustable threshold as purchased) for **five (5)** years.

Limited Lifetime Warranty on Fiberglass Door Systems: We warrant our fiberglass door slabs and systems (including door panel, frame, hinges, and, if present, adjustable threshold as purchased) for **as long as you own and occupy your residence**.

Wood Doors: We warrant our wood door slabs for **five (5)** years; frames are warranted for **one (1)** year from the date of purchase.

Interior Doors: We warrant our interior door slabs for **five (5)** years; frames are warranted for **one (1)** year from the date of purchase.

Factory Prefinish: We warrant the factory-applied prefinish on our doors against peeling, checking, or cracking for **one (1)** year from the date of initial purchase. Should the factory prefinish be proven defective, we will at our option, replace or refinish the door or pay up to \$100.00 per opening to the current owner. (Note: this coverage applies to factory-applied finish coat options only; standard factory-applied primer is not a finish coat.)

AuraLast® Protection for Door Frames: Our AuraLast pine door frame components will be free from wood cellular structure failure (often referred to as "wood cellular breakdown") caused by decay and/or termites for as long as the original consumer owns the home in which the AuraLast wood frames are originally installed. Warranty coverage outside Canada, the contiguous 48 states and Alaska is contingent upon approval from the JELD-WEN Customer Care Department. Please contact us.

Transferability

In the event you sell your residence/building or it becomes occupied by other than the original owner, the warranty is the lesser of **five (5)** years from the date of manufacture or the period indicated above.

How to Get Assistance

If you have a problem with your JELD-WEN exterior door product, immediately upon discovery contact the store from whom you purchased our product or contact us directly:

Mail: JELD-WEN Customer Service
Attn: Door Warranty Claims
P.O. Box 1329, Klamath Falls, OR 97601
Phone: 800-JELD-WEN (800-535-3936)
Fax: 800-436-5954
Email: CustomerServiceAgents@jeld-wen.com

We can respond quickly and efficiently if you provide the following: a) date and location of purchase, b) copy of your sales receipt, c) how to contact you, d) the address where the product can be inspected, and e) a description of the apparent problem and the product (photographs are helpful).

What We Will Do

Upon receiving your notification, we will send out an acknowledgement within three business days to the contact, which you have provided. We will investigate your claim and will begin to take appropriate action within **30 days** after receipt of notification. If it is determined that the product does not have a defect covered by the warranty, we may charge an inspection fee for an onsite inspection that is required or requested by you. If it is determined that there is in fact a defect we will, repair the product, ship a replacement product to the distributor or person making the claim in the same specification as the original product sold to the distributor, or refund the original purchase price paid to us. Replacement components/products are warranted for the balance of the original product warranty or **90 days**, whichever is longer.

If the claimed nonconformity is warp of a door slab, we may defer repairing or replacing the door slab for a period up to 12 months from the date of claim. It is not uncommon for a temporary warp condition to occur as the door slab adjusts to local humidity and temperature conditions. This deferral will not be counted against the warranty period.

What This Warranty Does NOT Cover

JELD-WEN manufactures and sells both individual door slabs and complete door systems. This warranty does not cover parts or components (e.g., locksets, handles, etc.) not provided by JELD-WEN. See your distributor or dealer regarding the warranty on the entire door system and/or these other components.

We are not liable for:

- Normal wear and tear, and natural weathering of surfaces, including normal wear and tear of weatherstrip. Exception: normal wear and tear of weatherstrip on the adjustable threshold will be covered for one year.
- Problems due to misuse or abuse; failure to follow the care and maintenance instructions; or as a result of any cause beyond our reasonable control (e.g. fire, flood, earthquake, other acts of nature, and acts of third parties outside of our control).
- Problems related to: improper finishing of all surfaces (front and back) and edges (top, bottom, and sides) of the door slab and frame; variation or unsatisfactory results in sheen or texture resulting from the field application of paint or any other finishing material.
- Failure to provide an adequate overhang; damage caused by extreme temperature buildup where storm doors are present. For general guidelines, see our "Appropriate Protection for Exterior Doors" in our product literature or at www.jeld-wen.com/resources; for specific information pertaining to your structure, consult your contractor or other building professional.
- Warp for any 3'6" wide by 8' 0" high by 1 3/4", or smaller door slab, which does not exceed 1/4" in the plane of the door slab itself; door slabs wider and/or higher are not guaranteed for warp.

Continued on next page

- Bow or misalignment in the frame or jamb in which the door slab is hung (if such is purchased from JELD-WEN unmachined and not prehung).
- Slight expansion or contraction due to varying environmental conditions; slab movement (shrinkage or swelling) of 1/4" or less due to temperature and humidity, consult our Care & Maintenance documents on how to work with this natural movement.
- Wood cellular structure failure for wood components other than of AuraLast pine and any components (including pine) that come in direct contact with soil. Note: superficial mold/mildew does not indicate wood cellular structure failure.
- Problems related to water and/or air infiltration due to improper assembly; installation errors or flaws in building design and construction; installation must be in strict conformance with the installation instructions provided by the manufacturer.
- Structural integrity issues or other problems caused by improper fitting of the hardware, improper sizing of the door slab, or other door entry system assembly problems.
- Damage or poor product performance resulting from installation into a condition that exceeds product design standards and/or certified performance specifications and/or does not comply with applicable building codes.
- Hardware or inserts that are not provided by us, such as locksets, door handles, strikes, etc.
- Damage as a result of drilling, cutting, or screwing through the door face (e.g. installing a mail slot).
- Cost for labor, removal or disposal of defective product(s), installation or finishing of the replacement door or component.
- Incidental or consequential damage. Some states/provinces do not allow the exclusion or limitation of incidental or consequential damages, so this may not apply to you.

Important Legal Information

This Limited Warranty document sets forth our maximum liability for our products. We shall not be liable for special, indirect, consequential, or incidental damages. Your sole and exclusive remedy with respect to any and all losses or damages resulting from any cause whatsoever shall be as specified above. We make no other warranty or guarantee, either express or implied, including implied warranties of merchantability and fitness for a particular purpose to the original purchaser or to any subsequent user of the product, except as expressly contained herein. In the event state or provincial law precludes exclusion or limitation of implied warranties, the duration of any such warranties shall be no longer than, and the time and manner of presenting any claim thereon shall be the same as, that provided in the express warranty stated herein. This Limited Warranty document gives you specific legal rights, and you may have other rights that vary from state/province to state/province.

No distributor, dealer or representative of JELD-WEN has the authority to change, modify or expand this warranty.

¹ "JELD-WEN Products" shall refer to interior and exterior door slabs and systems manufactured in the United States and marketed under the JELD-WEN brand name and sold by The Home Depot. The original purchaser of this product acknowledges that they have read this warranty, understand it and are bound by its terms and agrees to provide this warranty to the original owner of the structure into which the product is installed.

² The original owner means the contractor/dealer/distributor/purchaser and the initial owner of the structure where the product is initially installed. The original purchaser of this product acknowledges that they have read this warranty, understand it and are bound by its terms and agrees to provide this warranty to the original owner of the structure into which the product is installed.

© 2010, JELD-WEN, inc. | JELD-WEN and AuraLast are registered trademarks of JELD-WEN, inc., Oregon, USA.

NUESTRA PROMESA DE CONFIABILIDAD

Los productos de JELD-WEN crean valor duradero para su casa. Estamos seguros que va a estar muy complacido con nuestras puertas para interiores que conllevan nuestra garantía como líder de la industria. Estos son algunos de los puntos destacados de nuestra garantía...

La garantía limitada para el paño y el sistema de puerta interior incluye:

- 5 años de cobertura contra defectos en el material y construcción para paños de puertas de JELD-WEN
- 1 año de cobertura contra defectos en el material y construcción para marcos de las puertas de JELD-WEN

JELD-WEN fabrica y vende paños individuales para puertas y sistemas de puertas completos. Esta garantía no cubre partes o componentes que JELD-WEN no le haya vendido.

AVISO: La información arriba mencionada es un resumen de las cláusulas clave de las garantías limitadas de JELD-WEN. Las garantías en su totalidad están provistas en inglés en este folleto. Para recibir ayuda extra con la garantía, favor de llamar al 1-888-594-3578.

Información legal importante

El presente documento de Garantía limitada manifiesta nuestra responsabilidad máxima para nuestros productos. Nosotros no seremos responsables de los daños especiales, indirectos, consecuentes o incidentales. Su único y exclusivo recurso con respecto a cualquiera y todas las pérdidas o daños resultantes de cualquier causa será el especificado anteriormente. No declaramos ninguna otra garantía o afianzamiento, ya sea de manera explícita o implícita, incluso garantías implícitas de comerciabilidad y adecuación para un propósito en particular al comprador original o para cualquier otro usuario subsecuente del producto, a excepción de lo expresamente contenido en este documento. En el caso de que la ley estatal o provincial prohíba la exclusión o limitación de garantías implícitas, la duración de cualquiera de esas garantías no podrá exceder de ésta, y el tiempo y forma de presentar cualquier reclamación al respecto será la misma que la prevista en la garantía explícita en este documento. Esta documento de Garantía limitada le otorga derechos legales específicos, y usted podría tener otros derechos que pueden variar de un estado o provincia a estado o provincia.





Original JELD-WEN plant ca.1960 in Klamath Falls, Oregon



About JELD-WEN

Since 1960, when JELD-WEN began as a small Oregon millwork plant, we've been dedicated to creating reliable windows and doors that are energy efficient, beautiful and worry-free.

Acerca de JELD-WEN

Desde 1960, cuando JELD-WEN comenzó como una pequeña carpintería de Oregon, nos hemos dedicado a crear ventanas y puertas confiables que sean eficientes en cuanto al consumo de energía, sean hermosas y no den problemas.

Sustainability is nothing new at JELD-WEN.

Our legacy has been to make windows, doors and components in a manner consistent with efficient use of what nature provides.

Replenish the environment, minimize waste.

Develop high performance, high-value products that satisfy customers' needs.

Continue to care for our communities by seeking ways to reduce impact on the environment.

On-going efforts remain directed toward continual improvement of our products, processes and culture.

RELIABILITY



D307238-03



JELD-WEN is proud to support a better way to build



At JELD-WEN we're proud of our commitment to saving energy

SFI

© 2012, 2011 JELD-WEN, inc. This publication and its contents are owned by JELD-WEN, inc. and are protected under the U.S. Copyright Act and other intellectual property laws.

All trademarks, service marks, logos, and the like (whether registered or unregistered) are owned or controlled by JELD-WEN, inc. or others. Unauthorized use or duplication of JELD-WEN intellectual property is prohibited.

JELD-WEN reserves the right to change product specifications without notice. Please check our website, www.jeld-wenhd.com, for current information.

16-055 rev 03/12 (CDS XXM)