



**INSPIRATION**  
*at your door*®

**Simpson**®  
Door Company

[SIMPSONDOOR.COM](http://SIMPSONDOOR.COM)

# *welcome*

There's a reason why a welcome mat is placed at the foot of a door. A door is the warm greeting as you enter the home. Conversely it is the welcoming promise of the world beyond as you leave those walls behind. The closing of a door can bring comfort and security. The opening leads to possibilities and wonder. As the first and last impression, a door is not only representative of your creativity and style, but it's something that helps transport you to and from life's events. Choose the right door and welcome beauty, elegance, character, and of course, unparalleled quality to your life.

**Simpson**<sup>®</sup>  
Door Company

**INSPIRATION**  
AT YOUR DOOR







© Juana Gomez/Lawrence and Gomez Architects







<b>HOW TO ORDER</b>	<b>6</b>
<b>SIMPSONDOOR.COM</b>	<b>8</b>
Doormagination	9
<b>OPTIONS ARE OUR SPECIALTY</b>	<b>10</b>
<b>CONCEPT® CUSTOM GALLERY</b>	<b>12</b>
<b>EXTERIOR DOORS</b>	<b>16</b>
Nantucket® Collection	18
Mastermark® Collection	24
Artist Collection®	28
Craftsman Collection	30
Bungalow Series®	34
Builder's Advantage® Series	36
Selects Series	38
Contemporary Exterior Doors	40
Traditional Exterior Doors	44
Exterior French & Sash Doors	48
<b>INTERIOR DOORS</b>	<b>58</b>
Interior Panel & Bifold Doors	60
Interior French Doors	66
Redi-Prime® Doors	74
MDF Interior Doors	78
Infinity	79
Bravo	80
Ovation	82
Encore®	84
<b>CARE &amp; FINISHING GUIDE</b>	<b>86</b>
Warranties	87
Door Index	88



**THIS CATALOG OFFERS YOU GREAT DIGITAL EXPERIENCES USING THE LAYAR APP.**



LOOK FOR THE SCAN ICON ON THE BOTTOM LEFT OF THE PAGE.



DOWNLOAD THE FREE APP





# HOW TO ORDER

## Six Steps to Your Perfect Simpson Door

Life is about choices. Sometimes you have an exact idea of the type of door you're looking for, while other times you know what door is right "when you see it." Simpson has many options to make finding the right door simple and carefree.

Since you can get a Simpson door in any wood, any glass or any style, the possibilities are endless. That's why we've broken down the process into six easy steps. In doing so, we can help keep your decision making focused and your possibilities infinite. Just imagine what you can create.

[simpsondoor.com/howtoorder](https://simpsondoor.com/howtoorder)





**1 CHOOSE A DESIGN**

Here's where it all begins. Complement your home with popular styles like Arts & Crafts, Colonial or Contemporary; or browse our extensive collections like Nantucket®, Mastermark® or Artist.

**2 CHOOSE YOUR SIZE**

Our doors come in all shapes and sizes. No matter what you have in mind, Simpson can make your wood door come to life. Select your size up to 12 feet tall, 6 feet wide and 2-1/4" thick.

**3 CHOOSE A WOOD SPECIES**

Simpson offers a broad range of wood species, each with its own distinctive character. Choose from traditional to exotic, each meeting our strict grading standards.

**4 CHOOSE YOUR GLASS**

Whether you are concerned about privacy or just want to add a contemporary touch to your door design, we can deliver the perfect piece of glass that reflects your vision.

**5 CHOOSE AN UPGRADE**

Sometimes an exterior door needs additional protection from the demanding elements of Mother Nature. Our Performance Series® is a selection of heavy-duty upgrades. Or choose the Nantucket Collection, an all wood door engineered for the toughest exposures.

**6 CHOOSE A DEALER**

Simpson Authorized Dealers will provide you with the additional information you need for your dream door. To find one near you, simply visit our website and enter your zip/postal code.

# UNLOCK MORE AT **SIMPSONDOOR.COM**

This catalog provides a broad view of the various doors, options and design ideas available from Simpson Door Company. To explore the full collection and interact even further, visit our extensive website. There you can open the door to a wide web of useful tools and information.






Are you a homeowner who wants to see what a Simpson door will look like in your home before you buy it? Or an architect or designer in need of a canvas for your next work? Our Doormagination tools can help you conceive a custom work of art.

---

### TEST DRIVE A DOOR

Having a hard time deciding which Simpson door is right for your home? Take our doors for a test drive, on your home or one like it. [simpsondoor.com/testdrive](http://simpsondoor.com/testdrive)



---

### WOOD SELECTOR

One of wood's greatest appeals is the fact that no two pieces look exactly the same. You do not have to settle with the "cookie cutter" feel offered by other building materials. Grain patterns and color vary, adding texture, warmth and personality. [simpsondoor.com/wood](http://simpsondoor.com/wood)



---

### GLASS TASTE TEST

Need help visualizing which type of glass gives you both the look and privacy level you desire? Try our glass taste test and see what any door and glass combination will look like in your home. [simpsondoor.com/tastetest](http://simpsondoor.com/tastetest)






## ANY WOOD

Select the wood species that fits you. Choose from an array of species, from traditional to exotic, each meeting our strict grading standards.



## PRIVACY RATING

You can let the world in, or you can choose to be private. Our privacy rating will help you select glass that works for you.



## ANY SIZE

Our doors come in all shapes and sizes. Select your size up to 12 feet tall, 6 feet wide and 2-1/4" thick.

**LEARN MORE:** [SIMPSONDOOR.COM/OPTIONS](http://SIMPSONDOOR.COM/OPTIONS)



## GLASS OPTIONS

Let your glass reflect your life. We offer a variety of textured and obscure glass options to fit your personality.



## ULTRABLOCK<sup>®</sup> TECHNOLOGY

This patented process adds a water-resistant composite block in the bottom of the door stiles where water infiltration can occur in a tough exposure.



## WATERBARRIER<sup>®</sup> TECHNOLOGY

Our patent-pending technology combines a Medium Density Overlay with PVC glazing beads and bars to create an exterior that stops water in its tracks.

# CONCEPT<sup>®</sup> CUSTOM IDEA GALLERY

---

Open up to a new way to buy a door. Think outside the frame, and personalize your door to fit your unique style. Mix and match different glass, wood and designs from throughout this book, or draw up your own ideas from scratch. To help unlock your creativity, check out the following pages to see what other homeowners have done.



FOR **MORE TOOLS TO BUILD ON**, VISIT:  
*[simpsondoor.com/concept](http://simpsondoor.com/concept)*













# EXTERIOR DOORS

*As the first and last impression,  
your door stands for your creativity  
and style. Welcome beauty and  
quality to your home with Simpson's  
comprehensive collection of  
exterior doors.*

**Simpson**<sup>®</sup>  
Door Company

**INSPIRATION**  
AT YOUR DOOR<sup>®</sup>

DOORS IN THIS SECTION ARE SHOWN IN DOUGLAS FIR  
WITH TEAK STAIN UNLESS OTHERWISE NOTED



# NANTUCKET® COLLECTION

Nantucket Island is a place of great beauty that withstands the harsh coastal weather of the North Atlantic. That same resilient charm is expressed in the Nantucket® Collection by Simpson. Featuring a 10-year warranty, these doors combine weather-resistant wood species with a modified mortise-and-tenon construction technique. The result is a door that will retain its rugged beauty, regardless of what nature sends its way.



VIEW ENTIRE **NANTUCKET COLLECTION**  
[simpsondoor.com/nantucket](http://simpsondoor.com/nantucket)



**77860**

Shown in Douglas fir with 77260 sidelights with flat panels and optional shaker sticking





### **77860 FP**

Shown in Douglas fir with 77260 sidelight with flat panels, optional shaker sticking and sea spray glass. Privacy Rating 5.



# BEAUTY AND DURABILITY

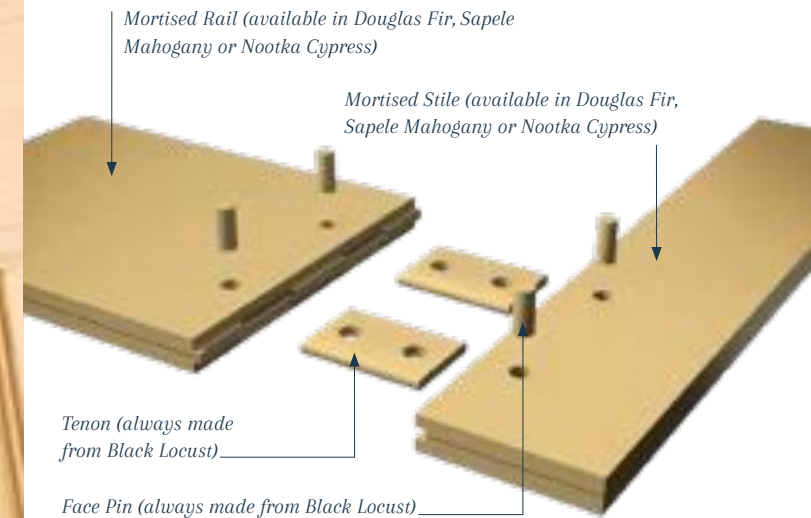
Nicknamed “The Gray Lady” due to its regular foggy conditions, Nantucket is known for being historic, hardy and starkly beautiful. Windblown beaches and weather-beaten shingles are a way of life on this blustery island. This same spirit is reflected in our Nantucket® Collection...doors built to stand up to the elements while standing out, thanks to their classic design and unsurpassed craftsmanship.

## EXTENDED WARRANTY

- 10-year warranty on doors made from Douglas Fir, Sapele Mahogany and Nootka Cypress
- No building overhang required

## UNBEATABLE CONSTRUCTION


- Mortise-and-tenon joinery with face-driven pins
- Two-piece laminated stile-and-rail construction
- Divided lite doors made with SDL construction
- Design pressure ratings of DP50



## WOOD SPECIES

You can choose from three wood species options. Because the grain patterns and color of natural wood will vary, your door will have a one-of-a-kind texture, warmth and personality.


- Available in Douglas Fir, Sapele Mahogany and Nootka Cypress
- Tenon and face pins always made of Black Locust



**DOUGLAS FIR**  
10-year warranty



**SAPELE MAHOGANY**  
10-year warranty



**NOOTKA CYPRESS**  
10-year warranty




**77130 RP**  
Shown in Douglas fir



**77144 RP**  
Shown in nootka cypress



**77132 FP**  
Shown in sapele mahogany  
with optional shaker sticking



**77664 FP**  
Shown in Douglas fir with  
optional shaker sticking



**77684 RP**  
Shown in nootka cypress with  
77663 sidelight



**77660 FP**  
Shown in sapele mahogany  
with optional shaker sticking



**77944 FP**  
Shown in nootka cypress with 77703  
sidelight and optional P-516 glass.  
Privacy Rating 5.



**ANY DOOR. ANY GLASS.**  
Shown with optional P-516 Glass

**RP** 1-7/16" INNERBOND® DOUBLE HIP-RAISED PANEL  
**FP** 3/4" FLAT PANEL



**77943 FP**  
 Shown in sapele mahogany with  
 77843 sidelight and optional  
 shaker sticking



**77501 RP**  
 Shown in sapele mahogany with  
 77801 sidelight



**77504 FP**  
 Shown in Douglas fir with  
 77802 sidelight



**77598 FP**  
 Shown in Douglas fir with 77599  
 sidelight and optional shaker sticking

**DOOR OPTIONS INCLUDE** (SEE [SIMPSONDOOR.COM/OPTIONS](http://SIMPSONDOOR.COM/OPTIONS)):



ANY  
 SIZE



ANY  
 GLASS



PRIVACY  
 RATING



FLAT  
 PANEL



RAISED  
 PANEL



**77512**

Shown in nootka cypress with raised panel



**77508 FP**  
Shown in nootka cypress



**77512 FP**  
Shown in sapele mahogany with 77804 sidelight and optional shaker sticking



**77082**  
Shown in Douglas fir with 77701 sidelight



**77002**  
Shown in sapele mahogany

TEST DRIVE **YOUR DOOR**  
[simpsondoor.com/testdrive](http://simpsondoor.com/testdrive)



**77103**  
Shown in Douglas fir with optional shaker sticking



**77105**  
Shown in nootka cypress with optional shaker sticking



**77122**  
Shown in sapele mahogany with 77701 sidelight



**77015**  
Shown in Douglas fir with 77705 sidelight and optional shaker sticking and glue chip glass. Privacy Rating 6.

**ANY DOOR. ANY GLASS.**  
Shown with optional Glue Chip Glass







**77010**  
Shown in Douglas fir



**77944**  
Shown in sapele mahogany with raised panels

# MASTERMARK® COLLECTION

Life is filled with amazing experiences that leave a lasting mark. And, there are certain decisions you can make for your home that will turn it into a one-of-a-kind living space. Choosing a door from our signature Mastermark® Collection will do just that. These masterful, quality doors will distinctly elevate your home. All Mastermark doors come with UltraBlock® Technology, which means a 5-year warranty and assures that your door makes a statement for years to come.



VIEW ENTIRE **MASTERMARK COLLECTION**  
[simpsondoor.com/mastermark](http://simpsondoor.com/mastermark)



### PILLAR POINT®

6903\* door, 6190\* (left) and 6191\* (right) sidelights shown in maple with black caming and optional shaker sticking. Privacy Rating 7.



### TERRACE RIDGE®

6422 door, 6423 sidelight with black caming. Privacy Rating 5.



### PAMPLONA®

6420\* door, 6421\* sidelight with black caming. Privacy Rating 8.



### COASTAL SURF®


6901\* (left), 6902\* (right) door with black caming. Privacy Rating 9.

**DOOR OPTIONS INCLUDE** (SEE SIMPSONDOOR.COM/OPTIONS):



UltraBlock® included.

\*As viewed from exterior of home.





**LOMBARD®**

4914 door (left), 4915 door (right)



**LOMBARD® SUNSET**

4985 (left), 4986 (right) doors shown in cherry



**EMPRESS® ALEXANDRA**

4302 door, 4322 sidelights with black caming. Privacy Rating 7.



**QUEEN ANNE®**

4608 door, 4609 sidelights shown in cherry with black caming. Privacy Rating 7.



**LAREDO I**

6494 door, 6497 sidelight. Privacy Rating 3.



**SANTA FE**

6470 door, 6471 sidelight shown in knotty alder. Privacy Rating 3.



**FULL BLOOM®**

4612\* door, 4613\* (left) and 4614\* (right) sidelights, 4778\* transom with black caming. Privacy Rating 6.



**CHATEAU MICHELLE**

4583 door, 4586 sidelights with black caming. Privacy Rating 4.



**STRATFORD ABBEY™**

4073 door shown in sapele mahogany



**STRATFORD®**

4570 door, 4575 sidelights, 4775 transom with black caming. Privacy Rating 7.



**BELLAIRE®**

7598 door, 7599 sidelights with beveled glass



**CATALINA I**

7592 door, 7593 sidelights with beveled glass



**COLONIAL VIII**

3010 door



**DESIGNER 9 DRESDEN**

4155 door, 4052 sidelight with black caming. Privacy Rating 5.



**TUDOR II**

4041 door with operable speaking port



**VENETIA®**

6424 door, 6425 sidelights (8'0"), 4733 transom, shown in Douglas fir

# ARTIST COLLECTION®

---

Art is the concrete representation of our imagination. It's about bringing dreams to life. This is the inspiration behind our one-of-a-kind doors. The Simpson Artist Collection® is an anthology of unique, limited edition door designs by select artists. Simpson partners with the artist to bring “commissioned art to the masses.” Our Artist Collection doors are for America’s most discriminating homeowners.



VIEW ENTIRE **ARTIST COLLECTION**  
*[simpsondoor.com/artist](http://simpsondoor.com/artist)*



**4974**

Shown in Douglas fir with optional rooftop glass





**4974**

Shown in Douglas fir with optional rooftop glass. Privacy Rating 8.



**4972**

Shown in sapele mahogany with 4973 sidelights



**4975**



**4976**

**DOOR OPTIONS INCLUDE** (SEE [SIMPSONDOOR.COM/OPTIONS](http://SIMPSONDOOR.COM/OPTIONS)):



ANY WOOD



ANY SIZE



ANY GLASS



PRIVACY RATING




## JAMES L. CUTLER

ARCHITECT

James Cutler, founding partner of Cutler Anderson Architects (1977 to present) has been known for his environmental and emotional sensitivity to place, institution, program, climate and cultural circumstance. This expertise lead him to design this exquisite collection of doors for Simpson.

For more information about Mr. Cutler, please visit [cutler-anderson.com](http://cutler-anderson.com)



**4975**

Shown in Douglas fir

# CRAFTSMAN COLLECTION

---

Fine craftsmanship has been a cornerstone of American architecture for generations. This foundation of quality and attention to detail made this country great. Simpson's commitment to building the best doors is as strong today as it was when we began over 100 years ago. Our Craftsman Collection allows you to capture the essence of this fine tradition, while making a statement that distinctly reflects your lifestyle. The difference is in the details. All Craftsman doors come standard with UltraBlock® Technology and a 5-year warranty.



VIEW ENTIRE **CRAFTSMAN COLLECTION**  
*[simpsondoor.com/craftsman](https://simpsondoor.com/craftsman)*



**SOLANO® III**

6881 door, 6171 sidelight, 9541 dentil shelf, shown in Douglas fir





### SOLANO® III

6881 door, 6174 sidelight, 6787 transom, 9541 dentil shelf with black caming and optional shaker sticking. Privacy Rating 5.



### HOLBROOK™ II

6821 door, 6784 transom, shown in sapele mahogany with silver caming. Privacy Rating 5.

TEST DRIVE YOUR DOOR  
[simpsondoor.com/testdrive](http://simpsondoor.com/testdrive)



### CORTEZ™ III

6872 door with 6172 sidelights and 6784 transom with silver caming. Privacy Rating 5.



### VALENCIA™ II

6843 door with optional angled mutt, 6171 sidelights, 6787 transom, and 9541 dentil shelf with black caming. Privacy Rating 5.



### TORRANCE® I

6833 door, 6173 sidelight, 9541 and 9510 dentil shelves with silver caming. Privacy Rating 5.



### AVONDALE® I

6852 door, 6174 sidelights, 9540 dentil shelf with black caming. Privacy Rating 5.

YOUR DOOR. YOUR GLASS.  
[simpsondoor.com/tastetest](http://simpsondoor.com/tastetest)



### TALCOTT™ III

6942 door, 6177 sidelight with black caming. Privacy Rating 6.

DOOR OPTIONS INCLUDE (SEE [SIMPSONDOOR.COM/OPTIONS](http://SIMPSONDOOR.COM/OPTIONS)):



UltraBlock® included.



**RAVENNA™ I**

6921 door with optional arched rail, 6177 sidelight, 6789 transom with black caming. Privacy Rating 5.



**PALOMAR™ II**

6933 door, 6178 sidelight, 9541 and 9510 dentil shelves with black caming and optional shaker sticking. Privacy Rating 6.



**CALIFORNIA POPPY® II**

6962 door with optional angled mutt, 6181 (left) and 6184 (right) sidelights, 6781 transom with black caming. Privacy Rating 8.




**SCOTTSDALE CACTUS® III**

6982 door, 6182 (left) and 6185 (right) sidelights, 6782 transom with black caming. Privacy Rating 7.



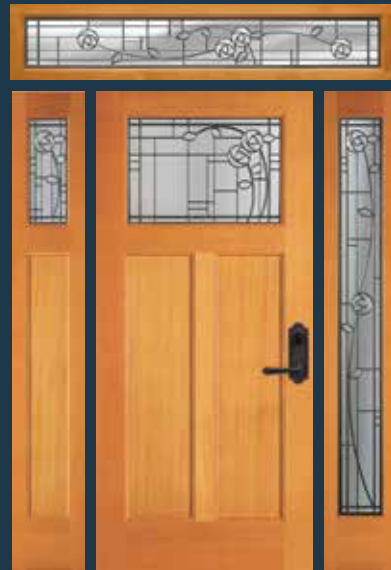
**6801**

with optional angled mutt, 6170 sidelight with clear insulated glazing



**NORTHWEST GARDEN® II**

6992 door with optional arched rail, 6187 (left) and 6186 (right) sidelights, 6785 transom with black caming. Privacy Rating 9.



**FOUR SQUARE® II**

6961\* door, 6179\* (left) and 6176\* (right) sidelights, 6786\* transom with black caming. Privacy Rating 5.



**6802**

Shown in hickory with clear insulated glazing




**6863**

6175 sidelights, 7751 transom with clear insulated glazing

**DENTIL SHELF OPTIONS**



Large tooth | 9541 dentil



Large tooth | 9510 sidelight dentil



Small tooth | 9540 dentil

*\*As viewed from exterior of home.*



**CALIFORNIA POPPY® II**

6962 door, 6181 sidelights shown in knotty alder with optional angled mutt and custom transom

# BUNGALOW SERIES®

---

If you are looking to add charm and character to your home, choose the classic look of this collection. A fine, handcrafted product never goes out of style. And it almost always retains its value. This certainly holds true for our collection of Bungalow Series® doors.

Offered with traditional beaded v-groove panels and divided lite construction, these doors are perfect for establishing that feeling of traditional comfort. All Bungalow Series doors come standard with UltraBlock® Technology and a 5-year warranty.



VIEW ENTIRE **BUNGALOW SERIES**  
*[simpsondoor.com/bungalow](http://simpsondoor.com/bungalow)*



**7218**  
with 9541 dentil shelf (8'0")





**37218** SDL  
**7218** TDL

Shown in knotty alder with 37219 SDL/7219 TDL sidelight, 9541 and 9510 dentil shelves



**37244** SDL  
**7244** TDL



**37222** SDL  
**7222** TDL  
37213 SDL/7213 TDL sidelight



**37214** SDL  
**7214** TDL  
37215 SDL/7215 TDL sidelight



**7324**



**7306**  
Shown in quarter  
sawn red oak



**37228** SDL  
**7228** TDL  
Shown in sapele mahogany

**TDL** TRUE DIVIDED  
LITE CONSTRUCTION

**SDL** SIMULATED  
DIVIDED LITE  
CONSTRUCTION

**DOOR OPTIONS INCLUDE** (SEE SIMPSONDOOR.COM/OPTIONS):

*UltraBlock® included.*



# BUILDER'S ADVANTAGE® SERIES

A leaded glass door from our Builder's Advantage® Series makes a statement. The decorative glass and natural characteristics of wood provide a wealth of charm at an affordable price. This series delivers the distinct advantage of never having to compromise style to stay on budget. As with all Simpson doors, you can personalize the door by choosing from any wood species, as well as a wide selection of intricate glass panels. All Builder's Advantage Series doors come standard with UltraBlock® Technology and a 5-year warranty.



VIEW ENTIRE **BUILDER'S ADVANTAGE SERIES**  
[simpsondoor.com/buildersadvantage](http://simpsondoor.com/buildersadvantage)



## SCARBOROUGH®

6316 door, 6347 sidelights, 6746 transom,  
shown in sapele mahogany



**SCARBOROUGH®**

6316 door, 6347 sidelight with black caming and optional shaker sticking. Privacy Rating 7.



**PORTSMOUTH®**

6366 door, 6347 sidelights, 6746 transom, with black caming. Privacy Rating 7.



**SHELBURNE®**

6542 door with brass caming. Privacy Rating 6.



**PLYMOUTH®**

6326 door with black caming. Privacy Rating 7.



YOUR DOOR. YOUR GLASS.  
simpsondoor.com/tastetest

**GREENWICH®**

6356 door with black caming. Privacy Rating 7.



**EXETER®**

6574 door with silver caming. Privacy Rating 6.



**TUSCANY®**

6514 door shown in poplar with silver caming. Privacy Rating 6.

**DOOR OPTIONS INCLUDE** (SEE SIMPSONDOOR.COM/OPTIONS):

*UltraBlock® included.*

ANY WOOD	ANY SIZE	ANY GLASS	CAMING CHOICES	# PRIVACY RATING	WATER BARRIER®	ULTRA BLOCK®
----------	----------	-----------	----------------	------------------	----------------	--------------

# SELECTS SERIES

When you have discerning taste, you put a lot of thought into the things you select in life. You strive to capture a smart design, as well as make smart decisions. Simpson's Selects Series is an array of charismatic doors, delivering great value, highlighted by a range of tasteful decorative glass configurations. Create a door that heeds your style, and your sensibility. Simpson Selects Series doors transform ordinary openings into attention-grabbing entryways. All Selects Series doors come standard with UltraBlock® Technology and a 5-year warranty.



VIEW ENTIRE **SELECTS SERIES**  
*[simpsondoor.com/selects](http://simpsondoor.com/selects)*



**VENETIA® II**  
4234 door, 4235 sidelights with black caming. Privacy Rating 7.



**ST. TROPEZ IV**  
4242 door with brass caming. Privacy Rating 7.



**QUEEN ANNE® IV**  
4294 door with black caming. Privacy Rating 7.



**PORTSMOUTH® IV**  
4284 door with black caming. Privacy Rating 7.



**4230**  
Shown in western red cedar with bullion glass. Privacy Rating 5.



**DOOR OPTIONS INCLUDE** (SEE [SIMPSONDOOR.COM/OPTIONS](http://simpsondoor.com/options)):

ANY WOOD	ANY SIZE	ANY GLASS	CAMING CHOICES	# PRIVACY RATING	ULTRA BLOCK®
----------	----------	-----------	----------------	------------------	--------------

*UltraBlock® included.*







**EMBARCADERO® II**  
4272 door with silver caming. Privacy Rating 5.



**EMBARCADERO® II**  
4272 door shown in Douglas fir

# CONTEMPORARY EXTERIOR DOORS

---

Like the trees we use in our handcrafted wood products, contemporary design is living, adapting and ever changing.

We are proud to offer this collection of Contemporary Doors that draws the best of modern design into the Simpson heritage.

Enjoy clean lines, uncluttered looks and distinctive styles, all with the quality and craftsmanship you expect from us. So embrace the bold architectural features of modernism without sacrificing the warmth and durability of wood.



VIEW ALL **CONTEMPORARY EXTERIOR DOORS**  
[simpsondoor.com/contemporary](https://simpsondoor.com/contemporary)



**49906**

Shown in Douglas fir with UltraBlock® technology



**49900**  
with 49910 sidelights



**49901**  
Shown in sapele mahogany



**49902**



**49903**  
with optional sable glass.  
Privacy Rating 9.

**ANY DOOR ANY GLASS.**  
Shown with optional Sable Glass



**49904**  
Shown in maple




**49905**



**49906**  
Shown in walnut



**49908**  
with optional white  
lamine glass.  
Privacy Rating 10.



**49909**  
Shown in cherry

**DOOR OPTIONS INCLUDE** (SEE [SIMPSONDOOR.COM/OPTIONS](http://SIMPSONDOOR.COM/OPTIONS)):

 ANY WOOD	 ANY SIZE	 ANY GLASS	 PRIVACY RATING	 ULTRA BLOCK®	 INSULATED GLAZING
--	--	---	--	--	---



**7400\* IG**

**7401\* IG**



**7403 IG**  
with 7813 sidelight



**7404 IG**  
Shown in cherry with 7814 sidelight  
and optional shaker sticking

**WATERBARRIER® TECHNOLOGY**  
simpsondoor.com/waterbarrier




**7405 IG**  
with 7815 sidelight and optional rain glass.  
Privacy Rating 7.


**ANY DOOR. ANY GLASS.**  
Shown with optional Rain Glass



**7406 IG**  
with 7816 sidelight and optional  
shaker sticking



**7407 IG**  
Shown in white birch with  
7817 sidelight and optional  
shaker sticking




**7408 IG**  
with 7818 sidelight and optional  
shaker sticking



**7409 IG**  
with 7819 sidelight and optional  
shaker sticking and P-516 glass.  
Privacy Rating 9.

**ANY DOOR. ANY GLASS.**  
Shown with optional P-516 Glass



**7410 IG**  
Shown in walnut with  
7810 sidelight and  
optional shaker sticking




**4947 (LEFT), 4948 (RIGHT)**  
Shown in Douglas fir with optional rain glass and UltraBlock® technology

© Iklii Gregg Photography for WestSound Home & Garden



**7411 IG**  
with 7811 sidelight



**7427 IG**  
with optional heavy water glass. Privacy Rating 4.

ANY DOOR. **ANY GLASS.**  
Shown with optional Heavy Water Glass



**7421 IG**  
with optional shaker sticking

TEST DRIVE **YOUR DOOR**  
[simpsondoor.com/testdrive](http://simpsondoor.com/testdrive)



**4945\* IG**  
with optional shaker sticking



**4946\* IG**  
with optional shaker sticking



**4947\* IG**  
with optional shaker sticking



**4948\* IG**  
with optional shaker sticking

*\*As viewed from exterior of home.*

# TRADITIONAL EXTERIOR DOORS

---

There's a certain comfort in tradition. The passing down of skills and beliefs from generation to generation means you know exactly what to expect. Our traditional doors are made to be part of life's journey, no matter where it takes you. For over 100 years, Simpson has been engineering wood doors using the latest technologies. It's what we know. It's who we are. It's why you can expect the very best from every Simpson Traditional exterior door.



VIEW ALL **TRADITIONAL EXTERIOR DOORS**  
[simpsondoor.com/traditional](https://simpsondoor.com/traditional)



**7465**

Shown in knotty alder with custom scoop v-groove panel and UltraBlock® technology

# RAISED PANEL DOORS



7130



7132 IG



37120 IG



2634 SG



2055



7467



2060



7282



7465  
Shown in knotty alder



4962\* (LEFT), 4963\* (RIGHT)



4968  
Shown in sapele mahogany

ULTRABLOCK® TECHNOLOGY  
simplsondoor.com/ultrablock

DOOR OPTIONS INCLUDE (SEE SIMPSONDOOR.COM/OPTIONS):



\*As viewed from exterior of home.



**7344**  
Shown in knotty pine



**7344**  
Shown in knotty alder with 4235 sidelights and UltraBlock® technology




## FLAT PANEL DOORS



**7220**  
Shown in knotty alder



**7282**



**7230**



**7284**  
Shown in maple



**7255**

**WATERBARRIER® TECHNOLOGY**  
[simpsondoor.com/waterbarrier](http://simpsondoor.com/waterbarrier)


## SHAKER SERIES FLAT PANEL



**70720**



**70782**



**70784**



**70760**  
Shown in cherry



**70762**

**TEST DRIVE YOUR DOOR**  
[simpsondoor.com/testdrive](http://simpsondoor.com/testdrive)

# EXTERIOR FRENCH & SASH DOORS

The right doors can really make the view. French and Sash doors have been favorites of homeowners because they naturally connect living spaces with outdoor settings by allowing light to pass through.

Our Exterior French and Sash doors are made with your choice of Simulated Divided Lite (SDL) or True Divided Lite (TDL) construction, and can be specified with WaterBarrier® and UltraBlock® technology upgrades. So you'll maximize your view of the outdoors, while keeping the elements of nature at bay.



VIEW ALL **EXTERIOR FRENCH & SASH DOORS**

[simpsondoor.com/exteriorfrenchandsash](https://simpsondoor.com/exteriorfrenchandsash)



**37015**

with custom transom and optional WaterBarrier® and UltraBlock® technologies

# WATERBARRIER® TECHNOLOGY

WaterBarrier® technology helps preserve the beauty of your Simpson doors even in tough exposures subject to harsh weather. Available for virtually any Simpson exterior door, this innovation affords you superior water protection.

WaterBarrier combines a medium density overlay (MDO) over the exterior surface of the door with PVC bars and glazing beads for an exterior that's not only resistant to moisture, but provides a beautiful surface for paint. And when combined with any wood species on the inside, you can match your interior woodwork and keep the warmth and natural beauty that wood provides.




**37944 WB**  
Shown in Douglas fir with WaterBarrier® technology

## WATERBARRIER® TECHNOLOGY (PATENT PENDING)

PVC glazing bead and SDL bars on exterior side. Wood bars on interior side.

Primed Medium Density Overlay for flat surfaces

Innerbond® double hip-raised panels have a water-resistant primer



### WEATHER SEAL™ PROCESS

Entire stile-and-rail joints coated and bonded to decrease the possibility of water infiltration

### ULTRABLOCK® TECHNOLOGY

Composite block material finger-jointed into the bottom of the stiles

# ULTRABLOCK® TECHNOLOGY

A long time favorite of Simpson's most discriminating customers, UltraBlock® technology adds a water-resistant composite block in the bottom of the door stiles, where water infiltration can occur in a tough exposure. Our exclusive Weather Seal™ process provides additional protection against moisture penetrating the bottom rail. It's our answer to the galoshes you splashed around in as a kid.



## ULTRABLOCK TECHNOLOGY

5-year warranty and available for any 1-3/4" thick exterior door.

## WATERBARRIER TECHNOLOGY

5-year warranty with no building overhang required and available for virtually any exterior door.

When ordering WaterBarrier technology, UltraBlock technology is always included.

EXPLORE OUR ONLINE TOOLS AT [SIMPSONDOOR.COM/DOORMAGINATION](http://SIMPSONDOOR.COM/DOORMAGINATION)

TEST DRIVE A DOOR    GLASS TASTE TEST    WOOD SELECTOR



ULTRABLOCK® TECHNOLOGY  
simpsondoor.com/ultrablock

**7001 IG**  
Shown in knotty alder with optional shaker sticking



**7002 IG**  
Wide layout



**7037 IG**



**37104 SDL, IG**  
**7104 TDL**



**37105 SDL, IG**  
**7105 TDL**



**37122 SDL, IG**  
**7122 TDL**



**37106 SDL, IG**  
**7106 TDL**



**37010 SDL, IG**  
**7010 TDL**  
Shown in ponderosa pine



**37109 SDL, IG**  
**7109 TDL**



**37152 SDL, IG / 7152 TDL**  
Shown in hemlock with 37162 SDL, IG / 7162 TDL sidelights



**37153 SDL, IG**  
**7153 TDL**

DOORS INCLUDE THESE OPTIONS (SEE SIMPSONDOOR.COM/OPTIONS):





**37151** SDL, IG  
**7151** TDL



**37156** SDL, IG  
**7156** TDL



**7051** IG



**37056** SDL, IG  
**7056** TDL



**37050** SDL, IG  
**7050** TDL



VIEW ALL **EXTERIOR FRENCH & SASH DOORS**  
[simpsondoor.com/exteriorfrenchandsash](http://simpsondoor.com/exteriorfrenchandsash)



**37151**  
Shown in Douglas fir



**7403 IG**  
with 7813 sidelight



**7404 IG**  
Shown in cherry with 7814 sidelight  
and optional shaker sticking



**7405 IG**  
with 7815 sidelight and optional  
rain glass. Privacy Rating 7.

ANY DOOR. **ANY GLASS.**  
Shown with optional Rain Glass



**7406 IG**  
with 7816 sidelight and optional  
shaker sticking



**7407 IG**  
Shown in white birch with  
7817 sidelight and optional  
shaker sticking



**7408 IG**  
with 7818 sidelight and optional  
shaker sticking



**7409 IG**  
with 7819 sidelight and optional shaker  
sticking and P-516 glass. Privacy Rating 9.


ANY DOOR. **ANY GLASS.**  
Shown with optional P-516 Glass



**7410 IG**  
Shown in walnut with 7810 sidelight  
and optional shaker sticking



**7411 IG**  
with 7811 sidelight



**7427 IG**  
with optional heavy  
water glass.  
Privacy Rating 4.

ANY DOOR. **ANY GLASS.**  
Shown with optional Heavy Water Glass



**7408**  
Shown in Douglas fir with UltraBlock® technology



**7621** IG

**7631** IG



**37604** SDL, IG  
**7604** TDL

**37614** SDL, IG  
**7614** TDL



**37626** SDL, IG  
**7626** TDL

**37636** SDL, IG  
**7636** TDL



**7501** IG

Shown in sapele mahogany with 7801 sidelight



**7171** IG

**7181** IG



**37176** SDL, IG  
**7176** TDL

**37186** SDL, IG  
**7186** TDL



**37170** SDL, IG  
**7170** TDL

**37180** SDL, IG  
**7180** TDL



**7044** IG

with 7702 sidelight

DOORS INCLUDE THESE OPTIONS (SEE SIMPSONDOOR.COM/OPTIONS):







**7176 (LEFT), 7186 (RIGHT)**  
with custom transom and UltraBlock® technology



**37504** SDL, IG  
**7504** TDL  
37802 SDL, IG / 7802 TDL sidelight



**37512** SDL, IG  
**7512** TDL  
7804 TDL / 37804 SDL sidelight



**37444** SDL, IG  
**7444** TDL



**37644** SDL, IG  
**7644** SDL, IG



**37944** SDL, IG  
**7944** SDL, IG




VIEW ALL **EXTERIOR FRENCH & SASH DOORS**

[simpsondoor.com/exteriorfrenchandsash](http://simpsondoor.com/exteriorfrenchandsash)




**37662**  
 Shown in Douglas fir with 37663 sidelights  
 and UltraBlock® technology




**7031 IG**



**37435 SDL IG**  
**7435 TDL**




**37635 SDL IG**  
**7635 TDL**



**37035 SDL IG**  
**7035 TDL**



**37526 SDL, IG**  
**7526 TDL**



**37528 SDL, IG**  
**7528 TDL**



**7118 IG**  
Shown in maple with 7701 sidelight



**37318 SDL, IG**  
**7318 TDL**  
7701 sidelight



**37998 SDL, IG**  
**7998 TDL**



**7081 IG**  
7702 sidelight



**37382 SDL IG**  
**7382 TDL**

**WATERBARRIER® TECHNOLOGY**  
simpsondoor.com/waterbarrier



**37682 SDL IG**  
**7682 TDL**



**37482 SDL IG**  
**7482 TDL**



**37570 SDL, IG**  
**7570 TDL**



**2184 SG**  
Double-hung sash w/  
built-in screen



**7571 IG**  
with 37705 SDL, IG/7705 TDL  
sidelights, 7751 transom



**7008 IG**  
Shown in oak with optional  
cross reed glass. Privacy  
Rating 9.

**ANY DOOR. ANY GLASS.**  
Shown with optional Cross Reed Glass



# INTERIOR DOORS

---

*Enhance your home from the inside out with Simpson Door Company's comprehensive collection of interior doors. These doors are designed to give a coordinated look to your vision.*

**Simpson**<sup>®</sup>  
Door Company

**INSPIRATION**  
AT YOUR DOOR<sup>®</sup>

DOORS IN THIS SECTION ARE SHOWN IN DOUGLAS FIR  
WITH TEAK STAIN UNLESS OTHERWISE NOTED



# INTERIOR PANEL & BIFOLD DOORS

As life goes through your home, you need the right doors to be part of it. Our interior panel and bifold doors are created with the same level of care and craftsmanship that goes into every other Simpson door. The inside of your home has to feel just right, and we'll help you create that special atmosphere.



VIEW ALL **INTERIOR PANEL & BIFOLD DOORS**  
[simpsondoor.com/interiorpanel](http://simpsondoor.com/interiorpanel)



## 1604

Shown in Douglas fir with optional shaker sticking and satin etch glass

# SHAKER STYLE FLAT PANEL DOORS



**760**  
Shown in Douglas fir



**720 FP**  
Shown in cherry




**782 FP**



**744 FP**



**755 FP**



**766 FP**  
Shown in maple



**701 BIFOLD\***



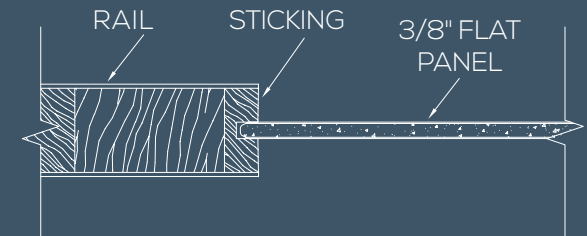
**702 BIFOLD\***  
Shown in western hemlock



**705 BIFOLD\***

## DOOR PROFILE

SHAKER FLAT PANEL DOORS



Matching 20-minute fire-rated doors are available for all designs to complete your house package. Visit [simpsondoor.com/fire-rated](http://simpsondoor.com/fire-rated) for more information.

DOOR OPTIONS INCLUDE (SEE [SIMPSONDOOR.COM/OPTIONS](http://simpsondoor.com/options)):



\*AVAILABLE IN TWO AND FOUR DOOR UNITS

# RAISED PANEL DOORS



**82 RP**  
Shown in knotty alder



**465 RP**




**44 RP**



**66 RP**  
Shown in oak



**46 RP**



**8483 RP**  
Shown in sapele mahogany



**43 RP BIFOLD\***



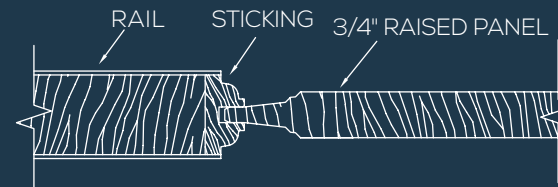
**63 RP BIFOLD\***



**54 RP BIFOLD\***

## DOOR PROFILE

RAISED PANEL DOORS



\*AVAILABLE IN TWO AND FOUR DOOR UNITS

Matching 20-minute fire-rated doors are available for all designs to complete your house package. Visit [simpsondoor.com/fire-rated](http://simpsondoor.com/fire-rated) for more information.






**20**

Shown in knotty alder with v-groove panel and 20 with arch top and v-groove panel



**1120**

Shown in Douglas fir



**160**

Shown in Douglas fir

# FLAT PANEL DOORS



20 FP



82 FP

Shown in sapele mahogany




30 FP



55 FP



65 FP



162 FP



1120 FP  
CHALKBOARD



1182 FP  
CHALKBOARD



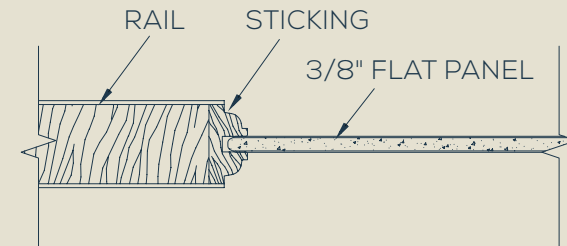
43 FP BIFOLD\*



33 FP BIFOLD\*

## DOOR PROFILE

FLAT PANEL DOORS



\*AVAILABLE IN TWO AND FOUR DOOR UNITS

Matching 20-minute fire-rated doors are available for all designs to complete your house package. Visit [simpsondoor.com/fire-rated](http://simpsondoor.com/fire-rated) for more information.

# INTERIOR FRENCH DOORS

---

French doors add a certain flair to your home, and by letting in natural light they help create a warm feeling that's welcome in any type of room. Simpson French doors are available with a wide selection of glass options, any of which will elegantly complete the look you're striving for.



VIEW ALL **INTERIOR FRENCH DOORS**  
[simpsondoor.com/interiorfrench](https://simpsondoor.com/interiorfrench)



**1509**  
Shown in Douglas fir




**1501**


Shown in sapele mahogany with 1701 sidelight

## GLASS OPTIONS


Pick the tempered glass or resin panel (interior doors only) that is right for you. You may feel that an abundance of natural light is the way to go, or a better fit may be glass with greater privacy. Just keep in mind that we have an option that suits your style (number on glass refers to the privacy rating).




SCREEN DOT 7




NARROW REED 8




ROOFTOP 8



P-516 9



SATIN ETCH 10




WHITE LAMINATE 10



CLEAR 1



CLEAR BEVELED 1



AZURELITE 2



BRONZE 2




GREY 2




SEEDY BAROQUE 3



HEAVY WATER 4




SEA SPRAY 5



TAFFETA 5




GLUE CHIP 6



QUATRO 6



SMALL LEAF 7




LARGE LEAF 7




"O" 32 CLEAR 7




RAIN 7




SABLE 8




MISTLITE 8



LUMINATING 8



DELTA FROST 9



CROSS REED 9




## RESIN OPTIONS

*(for interior doors only)*

The panels are made with translucent resins and encapsulated materials to create unique, showpiece doors. Choose from natural or textile materials to design the perfect look for your home.




BAMBOO RINGS DARK 8




FOSSIL LEAF RANDOM 8



STARCROSSED SHADOW 8



TING TING 8




WISP SILVER 8



THATCH 9



TIGER THATCH 9



SWEEP SILVER 9



STRAND IRON 9



**1309**  
Shown in alder



**1252**  
1712 sidelight



**1253**



**1251**  
with optional heavy water glass. Privacy Rating 4.

ANY DOOR. ANY GLASS.  
Shown with optional Heavy Water Glass



**1256**

TEST DRIVE YOUR DOOR  
[simpsondoor.com/testdrive](http://simpsondoor.com/testdrive)



**1309**  
Shown in walnut with 1709 sidelights

DOOR OPTIONS INCLUDE (SEE [SIMPSONDOOR.COM/OPTIONS](http://SIMPSONDOOR.COM/OPTIONS)):





**1303**  
Shown in cherry



**1305**  
with optional shaker sticking



**1306**



**1308**  
Shown in maple



**1310**



**1401**  
Shown in nootka cypress with optional shaker sticking



**1416**



**282**  
with optional thatch 50% resin panel.  
Privacy Rating 8.

ANY DOOR **ANY GLASS.**  
Shown with optional Thatch 50% resin panel



**1421**



**1431**



**1426**



**1436**



**1420**



**1430**



EXPLORE OUR ONLINE TOOLS AT [SIMPSONDOOR.COM/DOORMAGINATION](http://SIMPSONDOOR.COM/DOORMAGINATION)

TEST DRIVE A DOOR GLASS TASTE TEST WOODSELECTOR



**1603**



**1604**



**1605**

with optional mistlite glass.  
Privacy Rating 8.



**1606**

with optional  
shaker sticking



**1607**

Shown in white birch  
with optional shaker  
sticking



**4931**




**4941**



**1621**

with optional  
shaker sticking








**1605**

Shown in sapele mahogany with optional shaker sticking and rooftop glass



**1501**

Shown in Douglas fir with optional seedy baroque glass



**1597**

Shown in knotty alder with molded glass. Privacy Rating 7.




**KERRISDALE®**

1598 door with molded glass. Privacy Rating 7.




**1590 PANTRY**

Clear art on satin etch glass. Privacy Rating 7.




**1596**

Clear art on satin etch glass. Privacy Rating 7.




**VENETIA®**

88424 door with black caming. Privacy Rating 5.



**PRAIRIEFIELD®**


88466 door with silver caming. Privacy Rating 5.



**1592 GRAIN**  
Clear art on satin etch glass. Privacy Rating 7.



**1593 LAUNDRY**  
Clear art on satin etch glass. Privacy Rating 7.



**1594 WINE CELLAR**  
Clear art on satin etch glass. Privacy Rating 7.



**1595 MEDIA**  
Clear art on satin etch glass. Privacy Rating 8.




**TERRACE RIDGE®**  
88421 door with black caming. Privacy Rating 5.


YOUR DOOR. YOUR GLASS.  
[simpsondoor.com/tastetest](http://simpsondoor.com/tastetest)



**WINDSOR**  
88405 door with brass caming. Privacy Rating 6.



**NEWPORT**  
88422 door with black caming. Privacy Rating 4.



**WATERTON**  
88463 door shown in walnut with silver caming. Privacy Rating 5.




**1590**  
Shown in Douglas fir (8'0")

# REDI-PRIME® DOORS

Redi-Prime® interior French, panel and bifold doors afford you classic stile and rail construction in 47 standard designs. These doors are primed and ready to paint, and are a smart choice for homeowners wanting a painted look with the durable security of an all-wood door.



VIEW ALL **REDI-PRIME DOORS**  
[simpsondoor.com/rediprime](http://simpsondoor.com/rediprime)



**8001**




**8411**

with satin etch glass.  
Privacy rating 10.




**KERRISDALE®**

8498 door with  
molded glass.  
Privacy Rating 7.



**8497**

with molded glass.  
Privacy Rating 7.




**8010**

Also available as a 12-lite  
in 8'0" (design 8012)




**8015**

Also available as  
a 18-lite in 8'0"  
(design 8018)



**8009**



**8496**

Clear art on satin etch  
glass. Privacy Rating 7.

**DOOR OPTIONS INCLUDE** (SEE [SIMPSONDOOR.COM/OPTIONS](http://simpsondoor.com/options)):



ANY  
SIZE



ANY  
GLASS



CAMING  
CHOICES




PRIVACY  
RATING




**8490 PANTRY**

Clear art on satin etch glass. Privacy Rating 7.




**8492 GRAIN**

Clear art on satin etch glass. Privacy Rating 7.




**8494 WINE CELLAR**

Clear art on satin etch glass. Privacy Rating 7.



**VENETIA®**

8464 door with silver caming. Privacy Rating 5.




**PRAIRIEFIELD®**

8466 door with silver caming. Privacy Rating 5.



**TERRACE RIDGE®**

8421 door with black caming. Privacy Rating 5.




**WATERTON**


8423 door with black caming. Privacy Rating 5.



**8490 PANTRY**




**8720** SHAKER FP



**8782** SHAKER FP



**8760** SHAKER FP




**8755** SHAKER FP



**8702** BIFOLD SHAKER FP




**8700** BIFOLD SHAKER FP




**8020** FP



**8082** FP



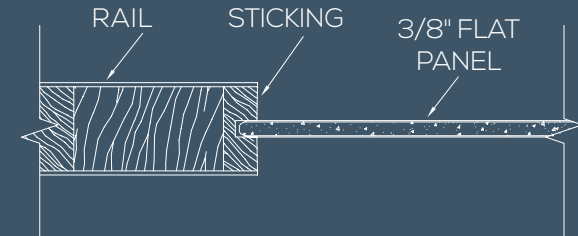
**8055** FP



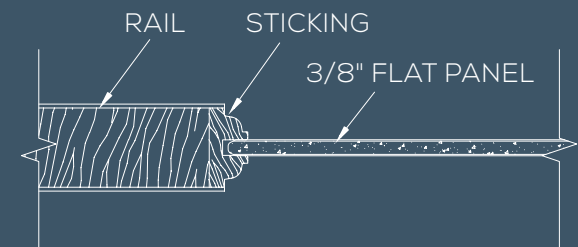
**8021** FP BIFOLD

### DOOR PROFILE

#### SHAKER FLAT PANEL DOORS




#### FLAT PANEL DOORS





**8762** SHAKER FP




# MDF INTERIOR DOORS


Here's the inside story on these interior doors. They are made from a highly refined MDF, which is a stable and abundant wood fiber material. This blend of modern materials and technology delivers architecturally-true, primed and ready-to-paint doors to fit any interior style. And with four distinct construction methods, there is a stylish solution for any budget.




VIEW ALL **MDF INTERIOR DOORS**  
[simpsondoor.com/mdf](http://simpsondoor.com/mdf)




**INFINITY**  
Inlaid Moulding Doors



**BRAVO**  
Stile & Rail Doors



**OVATION**  
Layered Panel Doors




**ENCORE®**  
Router Carved Doors

**8214**  
Infinity door




# INFINITY DOORS INLAID MOULDING DOORS


Router-carved MDF doors with inlaid moulding. Choose from raised or flush inlaid moulding profiles. Raised panel appearance and up to 90-minute fire-ratings available.




8211 RM  
8311 FM




8212 RM  
8312 FM




8213 RM  
8313 FM




8214 RM  
8314 FM



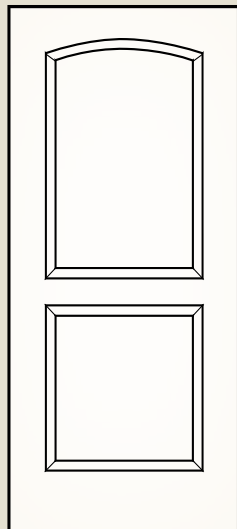
8215 RM  
8315 FM




8216 RM  
8316 FM




8221 RM  
8321 FM




8222 RM  
8322 FM




8223 RM  
8323 FM




8224 RM  
8324 FM




8225 RM  
8325 FM



8226 RM  
8326 FM



8231 RM  
8331 FM



8232 RM  
8332 FM



VIEW ENTIRE COLLECTION OF **INFINITY DOORS**  
[simpsondoor.com/infinity](http://simpsondoor.com/infinity)

DOOR OPTIONS INCLUDE (SEE [SIMPSONDOOR.COM/OPTIONS](http://SIMPSONDOOR.COM/OPTIONS)):



ANY  
SIZE



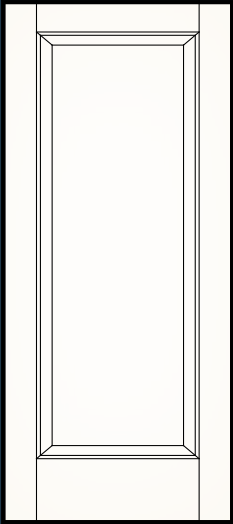
RAISED  
MOULDING



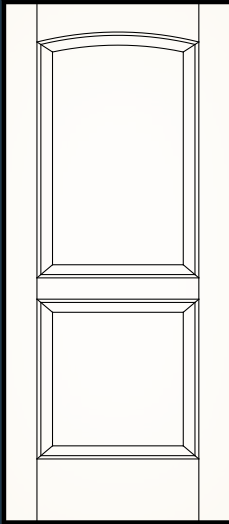
FLUSH  
MOULDING

# BRAVO STILE & RAIL DOORS

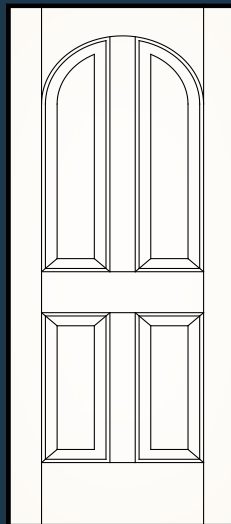
Traditional stile and rail construction with MDF components. Traditional construction creates architecturally-true designs. Doweled stile and rail joint creates a longer-lasting door. 20-minute fire-ratings available.



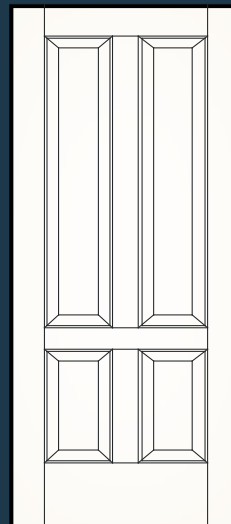
84101



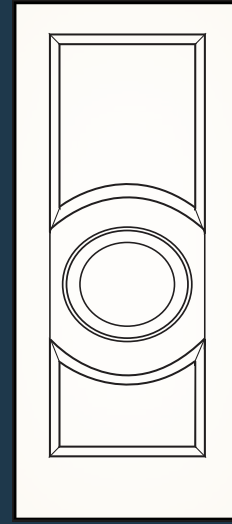
84202



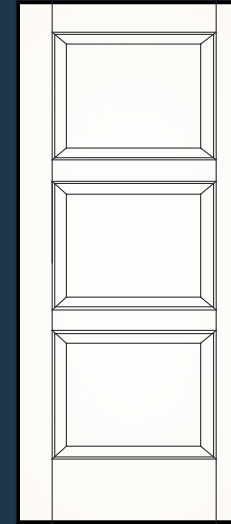
84404



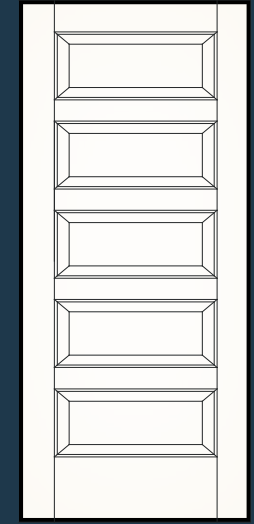
84509




84510



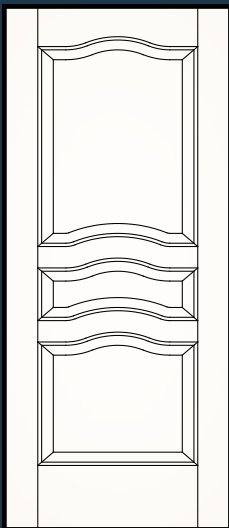
84516



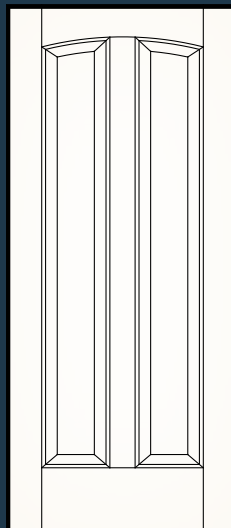
84517



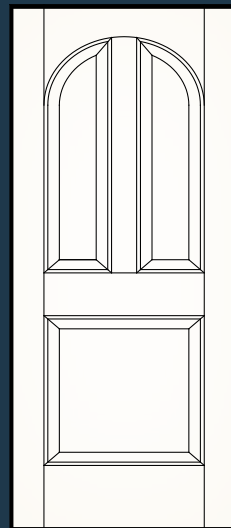
84543



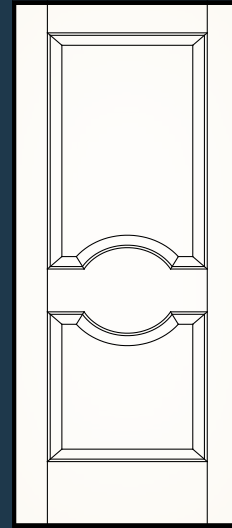
84546



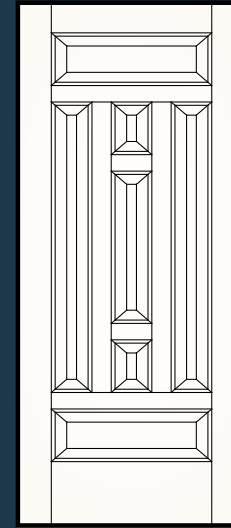
84550



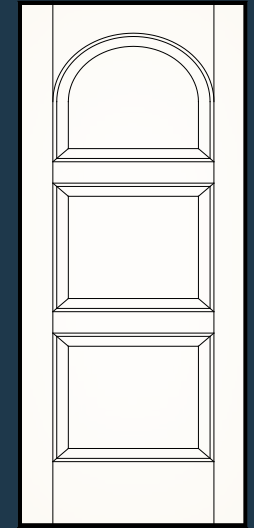
84553



84554



84566



84569


DOOR OPTIONS INCLUDE (SEE [SIMPSONDOOR.COM/OPTIONS](http://SIMPSONDOOR.COM/OPTIONS)):




ANY  
SIZE



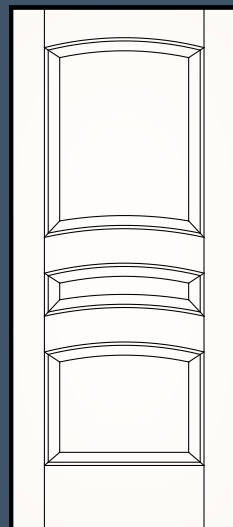
VIEW ENTIRE COLLECTION OF **BRAVO DOORS**  
[simpsondoor.com/bravo](http://simpsondoor.com/bravo)



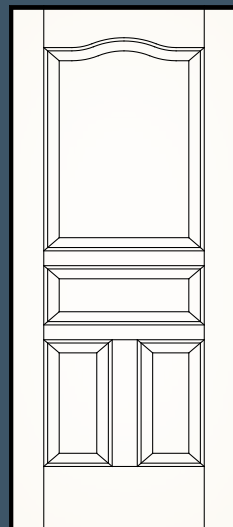
84521



84538



84570



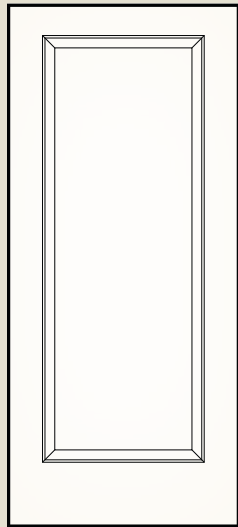
84577



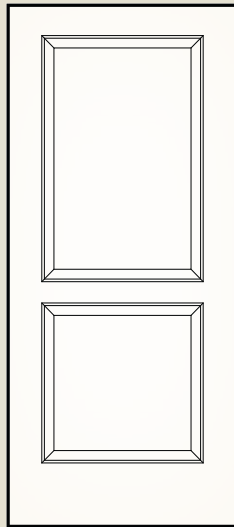
**84102**  
Bravo door

# OVATION LAYERED PANEL DOORS

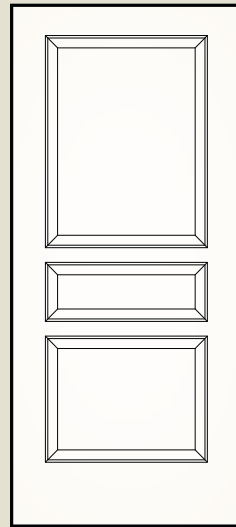
MDF doors made with unique layered construction. Unlimited design flexibility for a great value. Matching bifold and lower doors available. Up to 90-minute fire-ratings available.



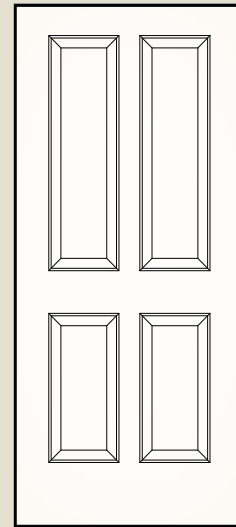
87101




87102



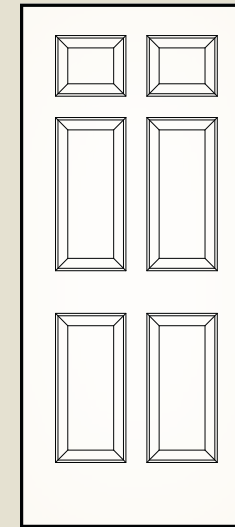
87103




87104



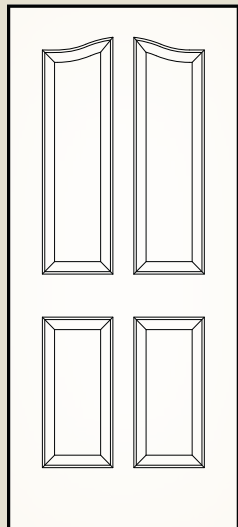
87105



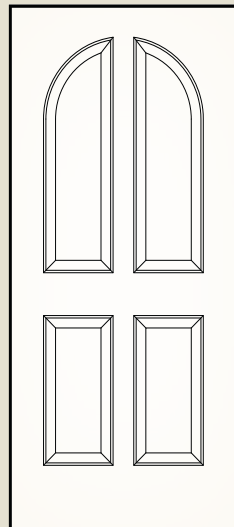
87106



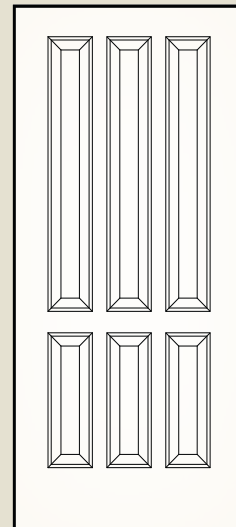
87301



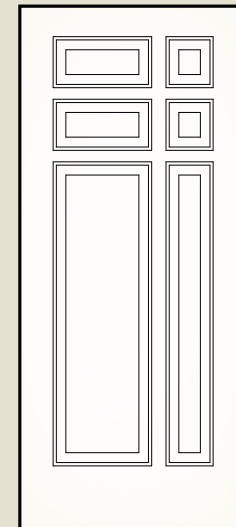
87304




87404



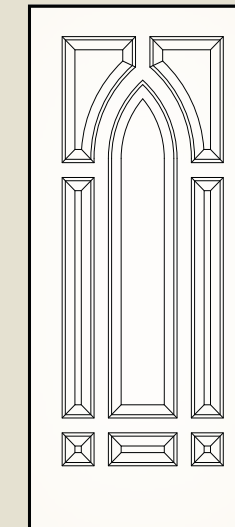
87521



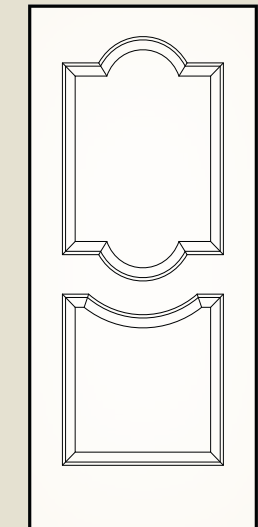
87525



87529



87532



87534

VIEW ENTIRE COLLECTION OF **OVATION DOORS**  
[simpsondoor.com/ovation](http://simpsondoor.com/ovation)

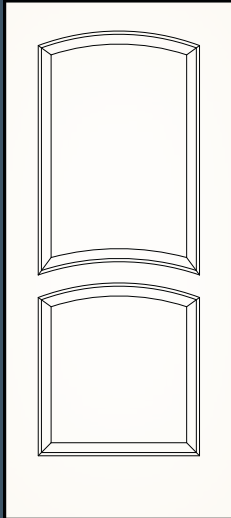
DOOR OPTIONS INCLUDE (SEE [SIMPSONDOOR.COM/OPTIONS](http://simpsondoor.com/options)):



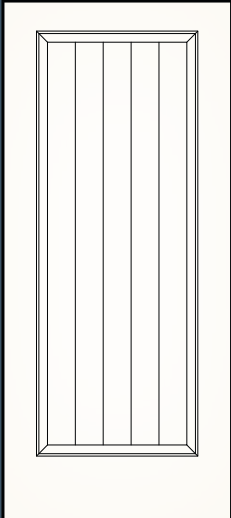
ANY  
SIZE



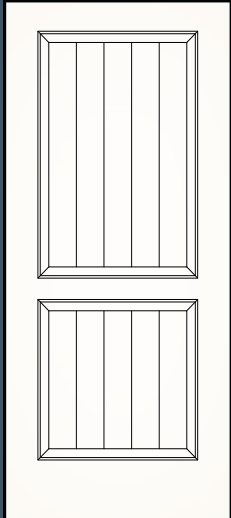
**87528**  
Ovation door



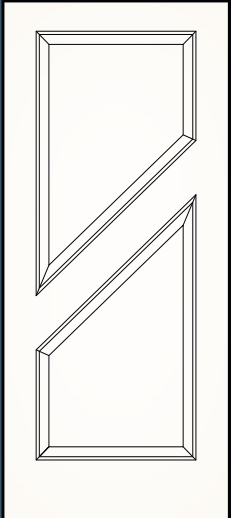
**87535**



**87536**




**87537**



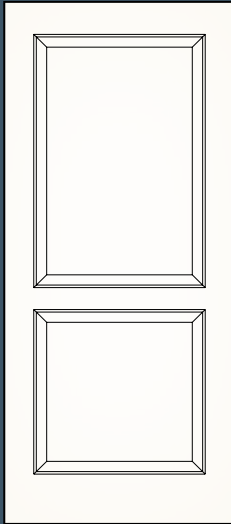
**87551**

# ENCORE® ROUTER CARVED DOORS

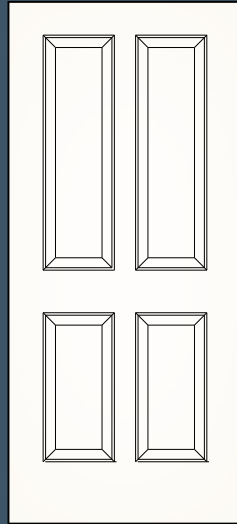
Router-carved LDF doors with foam core construction. Terrific value and lighter than standard MDF doors. Matching bifold doors available. Up to 90-minute fire-ratings available.



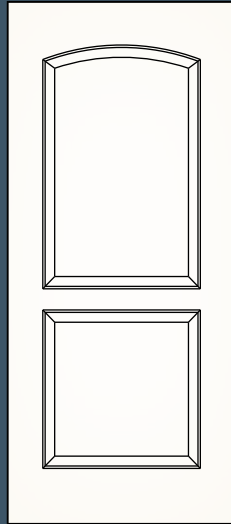
8511



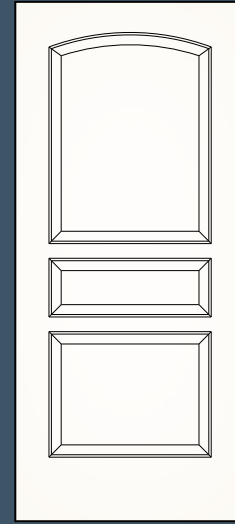
8512



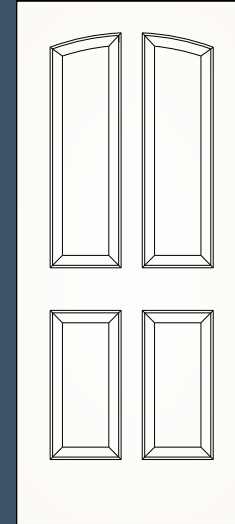
8514



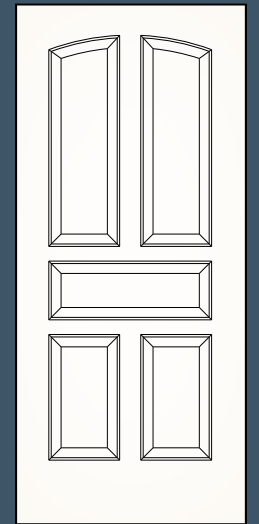
8522



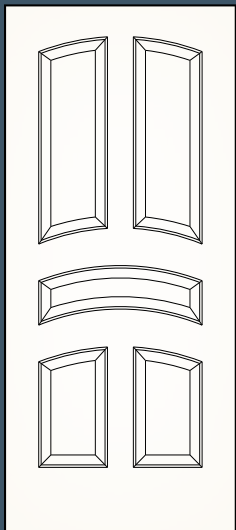
8523



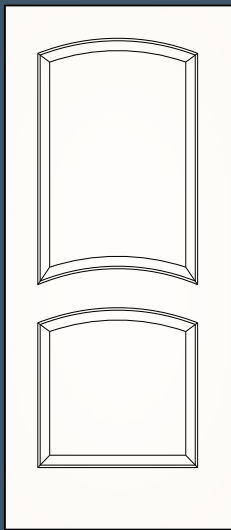
8524




8525



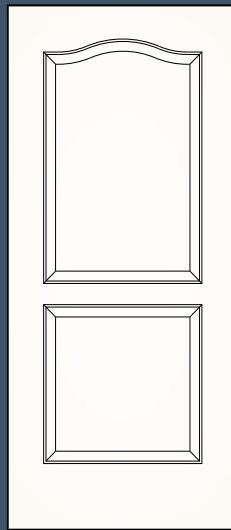
8528



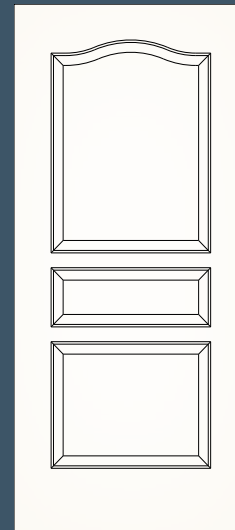
8529




8531




8532



8533



8543



8544



VIEW ENTIRE COLLECTION OF **ENCORE DOORS**  
[simpsondoor.com/encore](http://simpsondoor.com/encore)

DOOR OPTIONS INCLUDE (SEE [SIMPSONDOOR.COM/OPTIONS](http://SIMPSONDOOR.COM/OPTIONS)):





**8550**  
Encore® door

# CARE & FINISHING

Your Simpson door has been handcrafted to last for years to come. And like any piece of fine furniture, it needs proper finishing and periodic maintenance to keep it performing at its best. For a long-lasting, beautiful Simpson door, please follow the instructions as outlined in the care & finishing section of the Simpson website at [simpsondoor.com/care-finishing/](http://simpsondoor.com/care-finishing/). Failure to follow Simpson's care & finishing recommendations will void the door's warranty.

## FITTING AND HANGING

1. When hanging the door, allow adequate clearance for swelling of door or frame in damp weather. Allow approximately 3/16" clearance for swelling when the door is installed in fully dry conditions. Jambs must be plumb.
2. Do not cut doors down in height by more than 2" (1-1/2" maximum from bottom or 1" on doors with UltraBlock® technology, 1/2" maximum from top). Care should be taken in cutting doors down in width to avoid exposing engineered components. Use a sharp fine-tooth saw for trimming ends of doors.
3. Caution must be used to avoid impairing the strength of the door when fitting for locks. Allow at least 1" of wood back of mortise.
4. Use three hinges on doors up to 7' in height and four hinges on doors over 7'. Hinges must be set in a straight line to prevent distortion.
5. Jambs and stops must be set square and plumb.
6. For best performance and to meet the standard Simpson warranty, any exterior door should be installed under an overhang or with sufficient protection. Adequate overhang depends on typical weather conditions of the area where the door is installed, but at the minimum means an overhang projecting a distance from the structure equal to one half the distance between the bottom of the door and the bottom of the overhang (see figure 1).

7. If an adequate overhang is not feasible, Simpson offers a selection of products warranted for this application, including a five-year limited warranty on doors featuring WaterBarrier® technology and a ten-year limited warranty on Nantucket® Collection doors.
8. Do not use dark colored stains or paints.
9. Immediately after cutting and fitting (before hanging), seal all cut surfaces and ends of door with an effective quality sealer. See exterior and interior finishing recommendation for complete instructions.
10. Prior to exterior exposure, doors must be finished with complete finish system.
11. To minimize heat loss and save energy, use weather stripping.

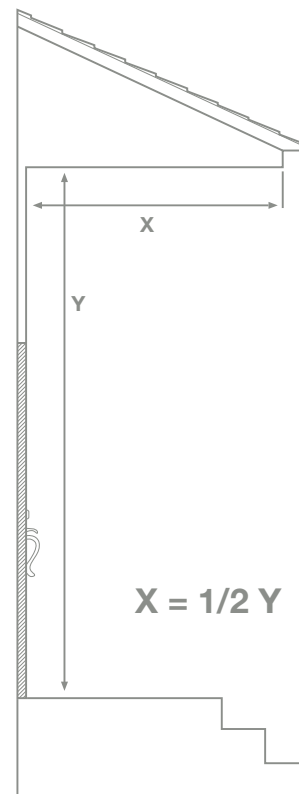


Figure 1

## MAINTENANCE

Your Simpson door's finish will require some simple, periodic maintenance to keep it looking great and provide proper protection against the elements. Regular finish maintenance is also a requirement of the warranty that's included with every Simpson door.

Here are some signs to watch for. They indicate that it's time for some simple, easy-to-perform maintenance:

- Hairline cracks in the top coat of finish.
- Changes in the color of the finish.
- Changes in the texture of the finish, such as flaking or scaling.
- Dullness or chalkiness in the finish.

If you live in a severe climate or your entry receives a lot of direct sunlight from a southern or western exposure, you'll want to examine your door's finish often. Depending on the conditions, you may also need to maintain the door finish more frequently.

It is important to note that wood has inherent dynamic qualities. Over time, small surface "imperfections" may appear, and the door may shrink or swell slightly as it "breathes" with climate changes. These characteristics are perfectly normal, reflecting the natural aging process of a wood door, and they should not be considered defects. To minimize these occurrences, protect your door with the right finish and an adequate overhang.

For more information on the care and finishing of a Simpson door, please visit: [simpsondoor.com/care-finishing](http://simpsondoor.com/care-finishing)



# WARRANTIES

When you engineer doors designed to last generations, you can feel confident in assuring their durability. That's why Simpson doors are backed by some of the strongest warranties in the business. Enjoy peace-of-mind from our industry-leading warranties that are strong, secure and long-lasting ... like our doors.

## SIMPSON® LIMITED WARRANTY

Simpson Door Company ("Simpson") warrants that each panel door bearing the Simpson brand and identification mark complies with Industry Standard NWWDA I.S.6. and all revisions in effect as of the date of manufacture, and Simpson further warrants, except as stated below, that each such door, at the time of the shipment from Simpson, is of good material and workmanship and free from defects that would render such door unserviceable or unfit for the ordinary, recommended use. The Simpson limited warranty applies to new doors other than those sold "as is". Warranty periods for specific doors and door components, and exclusions, follow:

### ONE YEAR EXTERIOR DOOR AND FIRE DOOR WARRANTY

For doors used in an exterior application, other than as specified herein, and for fire-rated interior doors, this warranty shall survive for one year after the date of shipment from Simpson. This warranty applies to doors properly sealed, finished and, in the case of exterior applications, hung in a location protected from exposure to direct sun or rain under normal conditions. See specific Fitting and Hanging instructions.

### TEN YEAR INTERIOR DOOR WARRANTY

For doors used in an interior application (defined as being exposed to controlled interior climactic conditions on both sides of the door), this warranty shall survive for ten years after the date of shipment from Simpson. This warranty applies to doors

properly sealed, finished and hung. See specific Fitting and Hanging instructions. The ten year warranty on interior doors does not apply to fire-rated interior doors, doors with resin panels, or doors used in commercial, hospitality or multi-family applications, in which case, the one year warranty will apply. The ten year warranty applies only to the original end-user and is not transferable.

### TEN YEAR NANTUCKET® COLLECTION LIMITED WARRANTY

For Nantucket Collection doors—defined as using Nantucket construction methods—in Sapele Mahogany, Douglas Fir or Nootka Cypress wood species, this warranty shall survive for ten years after the date of shipment from Simpson. This warranty applies to doors properly sealed and finished per Simpson's Care and Finishing instructions. The ten year warranty on Nantucket Collection doors does not apply to doors used in commercial, hospitality or multi-family applications. Further, face-checking is considered a natural characteristic and shall not be considered a defect. The ten year warranty applies only to the original end-user and is not transferable.

### FIVE YEAR PERFORMANCE SERIES® WITH WATERBARRIER® TECHNOLOGY DOOR LIMITED WARRANTY

For all doors that include WaterBarrier technology over the exterior surface of the door, this warranty shall survive for five years after the date of shipment from Simpson. This warranty applies to doors properly sealed and finished per Simpson's Care and Finishing instructions. The five year warranty on doors with WaterBarrier technology does not apply to doors used in commercial, hospitality or multi-family applications. The five year warranty applies only to the original end-user and is not transferable.

### FIVE YEAR PERFORMANCE SERIES® WITH ULTRABLOCK® TECHNOLOGY DOOR LIMITED WARRANTY

For all doors that include UltraBlock technology in the bottom of the door stiles, this warranty shall survive for five years after the date of shipment from Simpson. This warranty applies to the stiles and

bottom rails of doors properly sealed, finished and, in the case of exterior applications, hung in a location protected from exposure to direct sun or rain under normal conditions. See specific Fitting and Hanging instructions. Other door components are subject to Simpson's one year limited warranty.

### FIVE YEAR LIMITED INSULATED GLASS WARRANTY

Simpson Door Company warrants that standard clear insulated glass units will not, for a period of five (5) years after the date of shipment from Simpson, develop material obstruction of vision between the interior glass surfaces caused by failure of the hermetic seal. This warranty shall not apply to units with broken glass, glass units installed by others, or units that have retrofit films applied.

Simpson's liability under this warranty shall be limited to shipping a replacement glass unit.

### LIMITED LIFETIME INNERBOND® WARRANTY

Simpson further provides a limited lifetime warranty on Innerbond panels against splitting through the entire panel due to rain, sun, weather, and other such factors exclusive of major calamity.

In the event an Innerbond panel splits through, Simpson will ship a replacement door. If Simpson has discontinued manufacturing the door type/style with the Innerbond panel warranty claim, Simpson will issue a replacement door equal to or less than the original price of the original door purchase.

For more information on these warranties or for details on limitations, exclusions or how to make a claim, please visit: [simpsondoor.com/warranties](http://simpsondoor.com/warranties)

# DOORS INDEX

## By Design Number

Doors shown in fir unless otherwise noted.

ITEM #	PAGE
20	65
20 in knotty alder	63
30	65
33	65
43	62, 65
44	59, 62
46	62
54	62
55	59, 65
63	62
65	65
66 in oak	62
82 in knotty alder	62
82 in sapele mahogany	65
160	64
162	65
282	69
465	62
465 in alder	58
701	61
702 in western hemlock	61
705	61
720 in cherry	61
744	61
755	61
760	61
766 in maple	61
782	61
1120	59, 64, 65
1182	65
1251	68
1252	68
1253	68
1256	68

ITEM #	PAGE
1303 in cherry	69
1305	59, 69
1306	69
1308 in maple	69
1309 in alder	68
1309 in walnut	68
1310	69
1401 in nootka cypress	69
1416	69
1420	69
1421	69
1426	69
1430	69
1431	69
1436	69
1501	72
1501 in sapele mahogany	67
1509	66, 92
1590	72, 73
1592	73
1593	73
1594	73
1595	73
1596	72
1597 in knotty alder	72
1598	72
1603	70
1604	60, 70
1605	70
1605 in sapele mahogany	71
1606	70
1607 in white birch	70
1621	70
2055	45
2060	45
2184	57
2634	45
3010	27

ITEM #	PAGE
4041	27
4073 sapele mahogany	26
4155	27
4230 in western red cedar	38
4234	38
4242	38
4272	39
4284	38
4294	38
4302	26
4570	26
4583	26
4608	92
4608 in cherry	26
4612	26
4914	25
4915	25
4931	70
4941	70
4945	43
4946	43
4947	43
4948	43
4962	45
4963	45
4968 in sapele mahogany	45
4972 in sapele mahogany	29
4974	28, 29
4975	29
4976	29
4985 in cherry	25
4986 in cherry	25
6316	37
6316 in sapele mahogany	36
6326	37
6356	37
6366	37
6420	24

ITEM #	PAGE
6422	24
6424	4, 27
6470 in knotty alder	26
6494	26
6514 in poplar	37
6542	37
6574	37
6801	32
6802 in hickory	32
6821 in sapele mahogany	31
6833	31
6843	31
6852	31
6863	32
6872	31
6881	30, 31
6882	92
6901	24
6902	24
6903 in maple	24
6921	32
6933	32
6942	31
6961	32
6962	32
6962 in knotty alder	33
6982	32
6992	32
7001 in knotty alder	50
7002	50
7008 in oak	57
7010 in ponderosa pine	50
7031	56
7035	17, 56
7037	50
7044	54
7050	51
7051	51

ITEM #	PAGE
7056	51
7081	57
7104	50
7105	50
7106	50
7109	50
7118 in maple	57
7122	50
7130	45
7132	45
7151	51
7152 in hemlock	50
7153	50
7156	51
7170	54
7171	54
7176	54, 55
7180	54
7181	54
7186	54, 55
7214	35
7218	34, 93
7218 in knotty alder	35
7220 in knotty alder	47
7222	35
7228	1
7228 in sapele mahogany	35
7230	47
7244	6, 35
7255	47
7282	45, 47
7284 in maple	47
7306 in quarter sewn red oak	35
7318	57
7324	35
7344 in knotty pine	46
7344 in knotty alder	46
7382	57

ITEM #	PAGE
7400	42
7401	42
7403	42, 52
7404 in cherry	42, 52
7405	42, 52
7406	42, 52
7407 in white birch	42, 52
7408	16, 42, 52, 53
7409	42, 52
7410 in walnut	42, 52
7411	43, 52
7421	43
7427	43, 52
7435	56
7444	55
7465 in knotty alder	44, 45
7467	45
7482	57
7501 in sapele mahogany	54
7504	55
7512	55
7526	56
7528	56
7570	57
7571	57
7592	27
7598	27
7604	54
7614	54
7621	54
7626	54
7631	54
7635	56
7636	54
7644	55
7662	17
7682	57

ITEM #	PAGE
7944	55
7998	57
8001	74
8009	74
8010	74
8015	74
8020	76
8021	76
8055	76
8082	76
8211	79
8212	79
8213	79
8214	78, 79
8215	79
8216	79
8221	79
8222	79
8223	79
8224	79
8225	79
8226	79
8231	79
8232	79
8311	79
8312	79
8313	79
8314	79
8315	79
8316	79
8321	79
8322	79
8323	79
8324	79
8325	79
8326	79
8331	79
8332	79

ITEM #	PAGE
8411	74
8421	75
8423	75
8424	92
8464	75
8466	75
8483 in sapele mahogany	62
8490	75
8492	75
8494	75
8496	74
8497	74
8498	74
8511	84
8512	84
8514	84
8522	84
8523	84
8524	84
8525	84
8528	84
8529	84
8531	84
8532	84
8533	84
8543	84
8544	84
8550	85
8700	76
8702	76
8720	76
8755	76
8760	76
8762	77
8782	76
37010 in ponderosa pine	50
37015	48
37035	56

ITEM #	PAGE
37050	51
37056	51
37104	50
37105	50
37106	50
37109	50
37120	45
37122	50
37151	51
37152 in hemlock	50
37153	50
37156	51
37170	54
37176	54
37180	54
37186	54
37214	35
37218 in knotty alder	35
37222	35
37228 in sapele mahogany	35
37244	35
37318	57
37382	57
37435	56
37444	55
37482	57
37504	55
37512	55
37526	56
37528	56
37570	57
37604	54
37614	54
37626	54
37635	56
37636	54
37644	55
37662	56

ITEM #	PAGE
37682	57
37944	49, 55, 92
37998	57
49900	41
49901 in sapele mahogany	41
49902	41
49903	41
49904 in maple	41
49905	41
49906	40
49906 in walnut	41
49908	41
49909 in cherry	41
70720	47
70760 in cherry	47
70762	47
70782	47
70784	47
77002	23
77002 in sapele mahogany	22
77015	22
77082	22
77103	22
77105 in nootka cypress	22
77122 sapele mahogany	22
77130	20
77132 in sapele mahogany	20
77144 in nootka cypress	20
77501 in sapele mahogany	21
77504	21
77508 in nootka cypress	22
77512 in nootka cypress	21
77512 in sapele mahogany	22
77598	21
77660 in sapele mahogany	20
77664	20
77684 in nootka cypress	20
77860	18, 19

ITEM #	PAGE
77943 in sapele mahogany	21
77944 in nootka cypress	20
77944 in sapele mahogany	23
84101	80
84102	81
84202	80
84404	80
84509	80
84510	80
84516	80
84517	80
84521	81
84538	81
84543	80
84546	80
84550	80
84553	80
84554	80
84566	80
84569	80
84570	81
84577	81
87101	82
87102	82
87103	82
87104	82
87105	82
87106	82
87301	82
87304	82
87404	82
87521	82
87525	82
87528	83
87529	82
87532	82
87534	82
87535	83

ITEM #	PAGE
87536	83
87537	83
87551	83
88405	73
88421	73
88422	73
88424	72
88463 in walnut	73
88466	72

## DOORS INDEX

### By Product Name

*Doors shown in fir unless otherwise noted.*

ITEM #	PAGE
Avondale® I	31
Bellaire®	27
California Poppy® II	32, 33
Catalina I	27
Chateau Michelle	26
Coastal Surf®	24
Colonial VIII	27
Cortez™ III	31
Designer 9 Dresden	27
Embarcadero® II	39
Empress® Alexandra	26
Exeter®	37
Four Square® II	32
Full Bloom®	26
Greenwich®	37
Holbrook™ II	31
Kerrisdale®	72, 74
Laredo I	26
Lombard®	25
Lombard® Sunset	25
Newport	73
Northwest Garden® II	32

ITEM #	PAGE
Palomar™ II	32
Pamplona®	24
Pillar Point®	24
Plymouth®	37
Portsmouth®	37
Portsmouth® IV	38
Prairiefield®	72, 75
Queen Anne®	26
Queen Anne® IV	38
Ravenna™ I	32
Santa Fe	26
Scarborough®	36, 37
Scottsdale Cactus® III	32
Shelburne®	37
Solano® III	30, 31
St. Tropez IV	38
Stratford®	26
Stratford Abbey™	26
Talcott™ III	31
Terrace Ridge®	24, 73, 75
Torrance® I	31
Tudor II	27
Tuscany®	37
Valencia™ II	31
Venetia®	4, 27, 72, 75
Venetia® II	38
Waterton	73, 75
Windsor	73

## SIDELIGHT INDEX

### By Design Number

*Doors shown in fir unless otherwise noted.*

ITEM #	PAGE
1701 in sapele mahogany	67
1709 in walnut	68
1712	68
4052	27
4235	38
4235 in knotty alder	46
4322	26
4575	26
4586	26
4609	92
4609 in cherry	26
4613	26
4614	26
4973 in sapele mahogany	29
6170	32
6171	30, 31
6172	31
6173	31
6174	31
6175	32
6176	32
6177	31, 32
6178	32
6179	32
6181	32
6181 in knotty alder	33
6182	32
6184	32
6185	32
6186	32
6187	32
6190 in maple	24
6191 in maple	24
6347	37

ITEM #	PAGE
6347 in sapele mahogany	36
6421	24
6423	24
6425	4, 27
6471 in knotty alder	26
6497	26
7162 in hemlock	50
7213	35
7215	35
7219 in knotty alder	35
7593	27
7599	27
7663	17
7701	57
7701 in maple	57
7702	54, 57
7705	57
7801 in sapele mahogany	54
7802	55
7804	55
7810 in walnut	42, 52
7811	43, 52
7813	42, 52
7814 in cherry	42, 52
7815	42, 52
7816	42, 52
7817 in white birch	42, 52
7818	42, 52
7819	42, 52
37162 in hemlock	50
37213	35
37215	35
37219 in knotty alder	35
37663	56
37705	57
37802	55
37804	55
49910	41

ITEM #	PAGE
77260	18, 19
77599	21
77663 in nootka cypress	20
77701	22
77701 in sapele mahogany	22
77703 in nootka cypress	20
77705	22
77801 in sapele mahogany	21
77802	21
77804 in sapele mahogany	22
77843 in sapele mahogany	21

## TRANSOM INDEX

### By Design Number

*Doors shown in fir unless otherwise noted.*

ITEM #	PAGE
4733	4, 27
4775	26
4778	26
6746	37
6746 in sapele mahogany	36
6781	32
6782	32
6784	31
6784 in sapele mahogany	31
6785	32
6786	32
6787	31
6789	32
7751	32, 57







**7405**  
Shown in cherry with 7815 sidelight with screen dot glass and optional shaker sticking

**Simpson®**  
Door Company

**INSPIRATION**  
AT YOUR DOOR®

SIMPSONDOOR.COM | 1.800.SIMPSON  
400 SIMPSON AVENUE, MCCLEARY, WA 98557

